



Treasurer's Quarterly Report to Metro. Council

10/01/25 - 12/31/25

Seth Pilkington

Metropolitan Treasurer

Jenneen Reed

Director of Finance

Contents

Current Debt Status

Debt Service

Debt Projections



Current Debt Status

General Obligation Debt

Water and Sewer Revenue Debt

Convention Center Authority Debt

Sports Authority Debt



General Obligation Debt

	Principal	Interest	Total
GO Debt at 10/1/2025	\$ 3,564,900,000	\$ 1,126,874,101	\$ 4,691,774,101
GO Debt Payments	(2,355,000)	(567,325)	(2,922,325)
GO Debt at 12/31/2025	<u>\$ 3,562,545,000</u>	<u>\$ 1,126,306,776</u>	<u>\$ 4,688,851,776</u>
State Loans for Schools at 10/01/2025 ⁽¹⁾	\$ 5,552,401	\$ 3,570,411	\$ 9,122,812
State Loan Debt Payments	(713,844)	(547,727)	\$ (1,261,571)
Interest Earned	(213,506)	(2,367)	\$ (215,872)
State Loans as of 12/31/2025	<u>\$ 4,625,051</u>	<u>\$ 3,020,317</u>	<u>\$ 7,645,368</u>
Total GO Bonded Debt at 12/31/2025	<u>\$ 3,567,170,051</u>	<u>\$ 1,129,327,093</u>	<u>\$ 4,696,497,144</u>

(1) 2009 and 2010 Qualified School Construction Bonds

Source: Treasury Debt Schedules



GO Commercial Paper

	Principal
GO Commercial Paper at 10/01/2025	\$ 350,000,000
CP Draw 10/15/2025	\$ 50,000,000
CP Draw 11/17/2025	\$ 50,000,000
CP Draw 12/23/2025	\$ 50,000,000
Total GO Commercial Paper Outstanding at 12/31/2025	<u>\$ 500,000,000</u>
Commercial Paper Interest Payments ⁽¹⁾	<u>\$ 2,268,179</u>

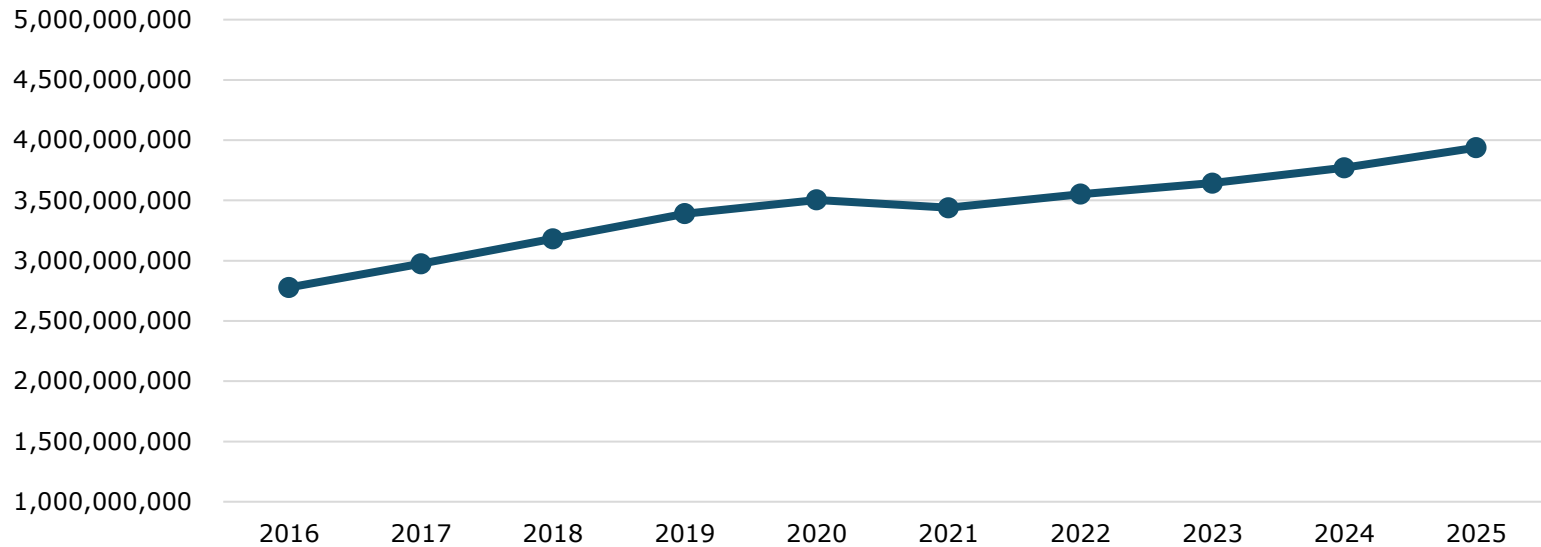
⁽¹⁾Commercial paper interest is variable rate

Source: Treasury Debt Schedules



10 Year History of General Obligation Principal Balance

GO Outstanding Bond and Commercial Paper Principal Balance at June 30th



Source: Treasury Debt Schedules



Outstanding Water and Sewer Debt

	Principal	Interest	Total
Water and Sewer Debt at 10/01/2025	\$ 1,513,935,000	\$ 966,097,821	\$ 2,480,032,821
Water and Sewer Debt Payments			
Water and Sewer Debt at 12/31/2025	<u>\$ 1,513,935,000</u>	<u>\$ 966,097,821</u>	<u>\$ 2,480,032,821</u>
State Revolving Fund at 10/01/2025	\$ 34,567,581	\$ 829,112	\$ 35,396,693
State Revolving Fund Debt Payments	(152,277)	(23,151)	(175,428)
State Loans as of 12/31/2025	<u>\$ 34,415,304</u>	<u>\$ 805,961</u>	<u>\$ 35,221,265</u>
*WIFIA Loan as of 12/31/2025	<u>\$ 315,000,000</u>	<u>\$ 328,287,465</u>	<u>\$ 643,287,465</u>
Total Water and Sewer Debt at 12/31/2025	<u>\$ 1,863,350,304</u>	<u>\$ 1,295,191,247</u>	<u>\$ 3,158,541,551</u>

*Current principal and interest amount outstanding is zero.

Source: Treasury Debt Schedules



Water and Sewer Commercial Paper

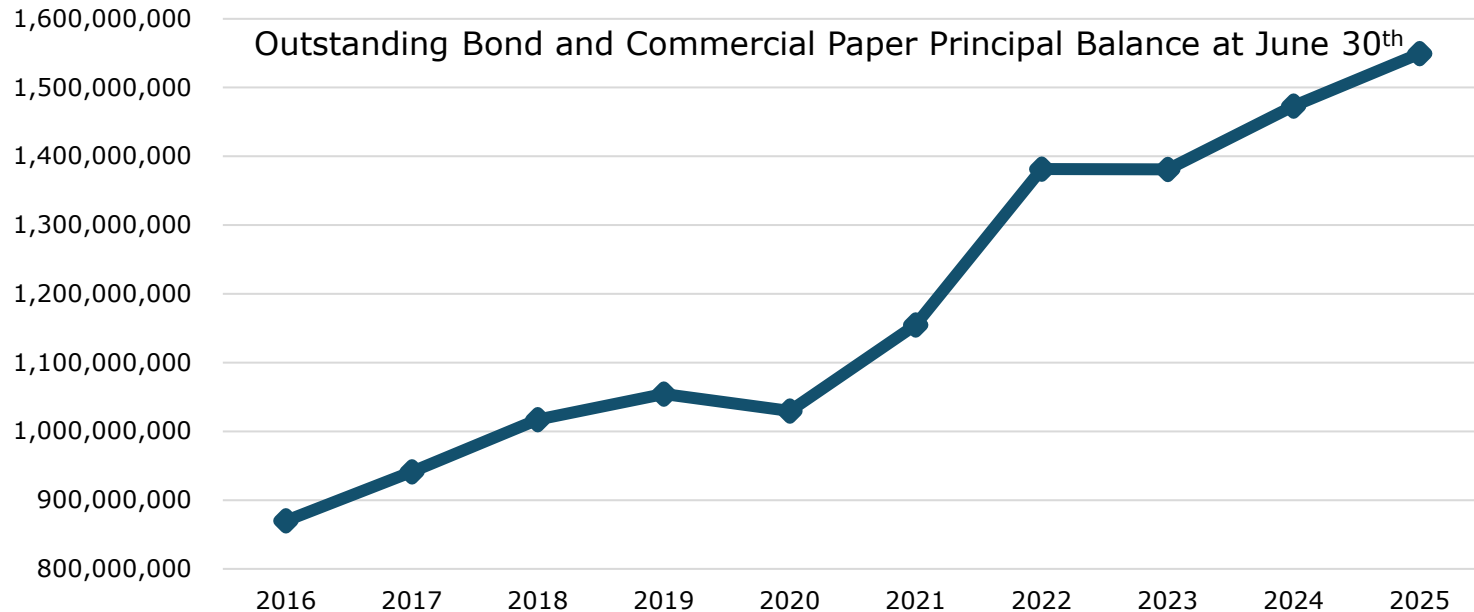
	Principal
Water & Sewer Commercial Paper at 10/01/2025	\$ -
CP Draw 10/20/2025	25,000,000
CP Draw 11/13/2025	35,000,000
CP Draw 12/23/2025	30,000,000
Total W&S Commercial Paper Outstanding at 12/31/2025	<u>\$ 90,000,000</u>
Commercial Paper Interest Payments ⁽¹⁾	<u>\$ -</u>

⁽¹⁾ Commercial paper interest is variable rate

Source: Treasury Debt Schedules



10 Year History of Water and Sewer Principal Balance



Source: Treasury Debt Schedules



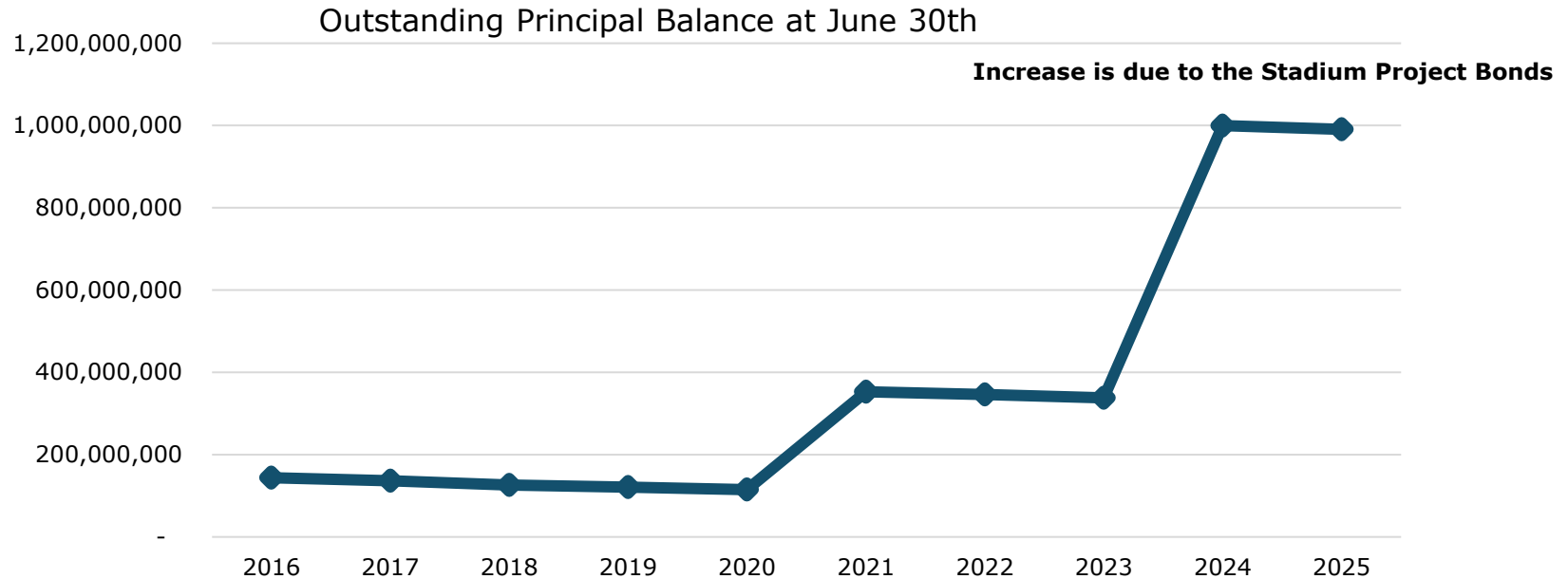
Outstanding Sports Authority Debt

	Principal	Interest	Total
Sports Authority Debt at 10/01/2025	\$ 981,455,000	\$ 884,730,460	\$ 1,866,185,460
Sports Authority Debt Payments	-	-	-
Total Sports Authority Debt at 12/31/2025	\$ 981,455,000	\$ 884,730,460	\$ 1,866,185,460

Source: Treasury Debt Schedules



10 Year History of Sports Authority Principal Balance



Source: Treasury Debt Schedules



Outstanding Convention Center Debt

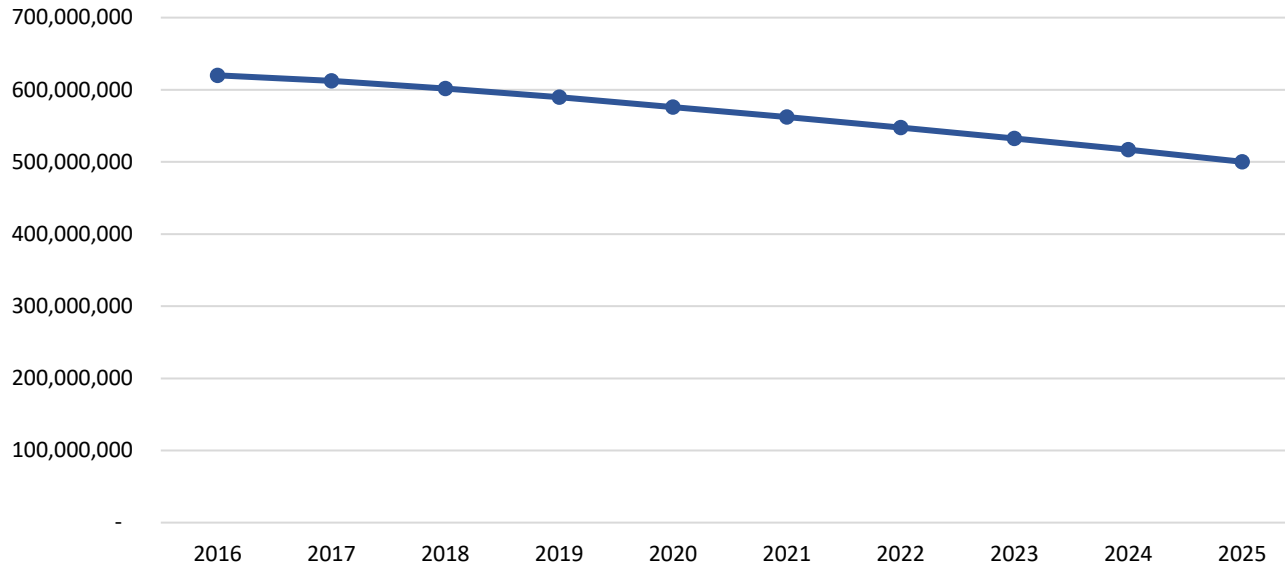
	Principal	Interest	Total
Convention Center Debt at 10/01/2025	\$ 482,785,000	\$ 358,772,265	\$ 841,557,265
Convention Center Debt Payments	-	-	-
Total Convention Center Debt at 12/31/2025	<u>\$ 482,785,000</u>	<u>\$ 358,772,265</u>	<u>\$ 841,557,265</u>

Source: Treasury Debt Schedules



10 Year History of Convention Center Principal Balance

Outstanding Principal Balance at June 30th



Source: Treasury Debt Schedules



Debt Report

Debt Service

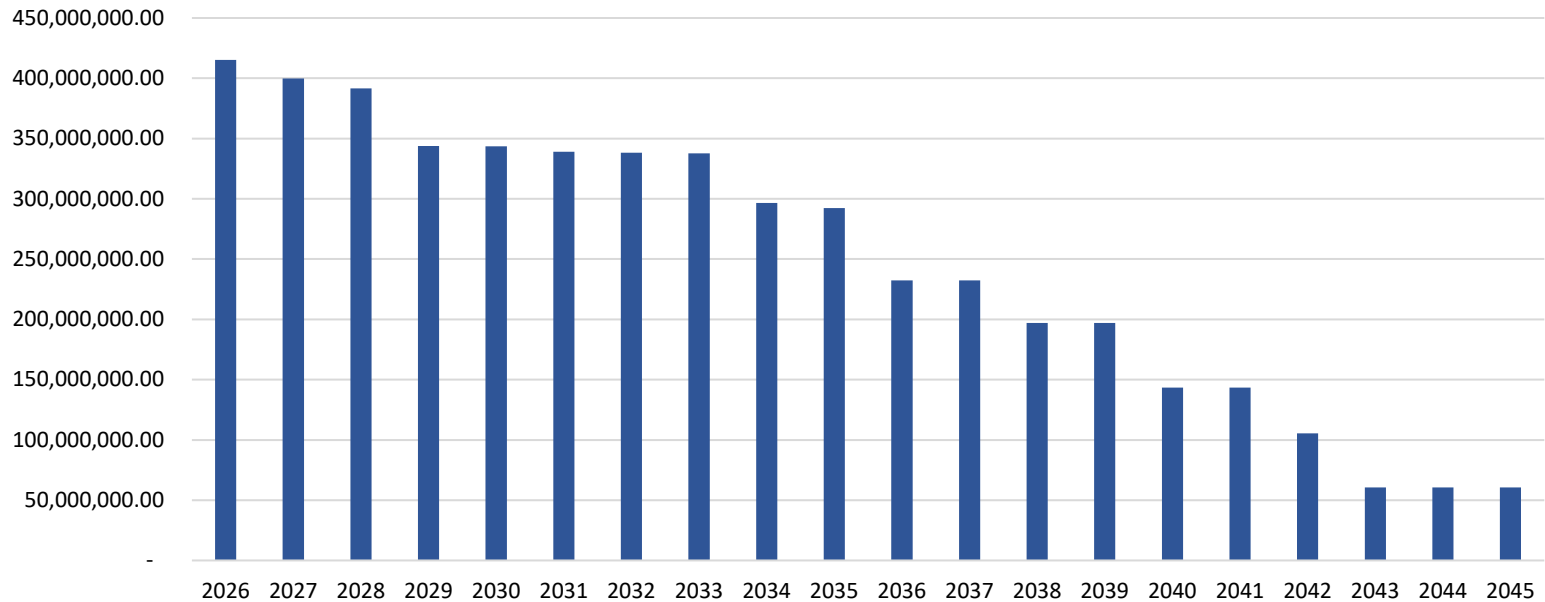


General Obligation Debt Ratios

Fiscal Year	Debt Per Capita	% Debt Service to Total General Expenditures	Debt Service Coverage
2016	3,943	9.20%	1.57
2017	4,410	9.40%	1.43
2018	4,119	10.00%	1.34
2019	4,960	10.50%	1.47
2020	4,546	12.00%	1.87
2021	5,188	11.10%	2.50
2022	4,812	10.80%	2.27
2023	5,350	11.20%	2.63
2024	4,880	10.00%	2.66
2025	5,620	9.80%	2.58
10 Year Average	4,783	10.40%	2.03
Source: 2025 Annual Comprehensive Financial Report			



Annual General Obligation Debt Service



Source: Treasury Debt Schedules



Annual General Obligation Debt Service by Bond Issue

Fiscal Year	2010B BAB Series	2012 QECB Series	2012A DES Refunding Series	2015A Refunding Series	2015B Refunding Series	2015C Series	2016 Refunding Series	2017 Series	2018 Series
2026	14,381,925	216,835	3,430,775	10,601,625	7,678,384	18,548,700	42,320,250	35,287,613	53,817,725
2027	28,210,730	216,835	4,265,600	3,951,375	7,665,390	-	39,998,250	35,288,744	53,815,350
2028	38,813,052	6,548,417	3,427,400	-	7,650,303	-	38,310,250	35,287,300	53,815,725
2029	38,291,838	-	3,416,700	-	4,149,007	-	38,308,750	35,287,200	53,819,000
2030	37,748,127	-	3,416,900	-	4,141,083	-	38,306,000	35,286,900	53,815,775
2031	37,184,777	-	3,412,700	-	-	-	38,309,250	35,289,700	53,817,900
2032	36,599,506	-	3,409,000	-	-	-	16,200,000	35,288,900	53,816,525
2033	35,994,889	-	3,399,625	-	-	-	15,600,000	35,287,800	53,816,900
2034	35,363,500	-	3,397,875	-	-	-	-	35,289,500	53,815,500
2035	34,707,914	-	-	-	-	-	-	35,287,100	53,817,400
2036	-	-	-	-	-	-	-	35,288,600	53,817,300
2037	-	-	-	-	-	-	-	35,286,900	53,817,300
2038	-	-	-	-	-	-	-	-	53,819,300
2039	-	-	-	-	-	-	-	-	53,815,200
2040	-	-	-	-	-	-	-	-	-
2041	-	-	-	-	-	-	-	-	-
2042	-	-	-	-	-	-	-	-	-
2043	-	-	-	-	-	-	-	-	-
2044	-	-	-	-	-	-	-	-	-
2045	-	-	-	-	-	-	-	-	-
Total	337,296,258	6,982,087	31,576,575	14,553,000	31,284,167	18,548,700	267,352,750	423,456,256	753,436,900

Source: Treasury Debt Schedules



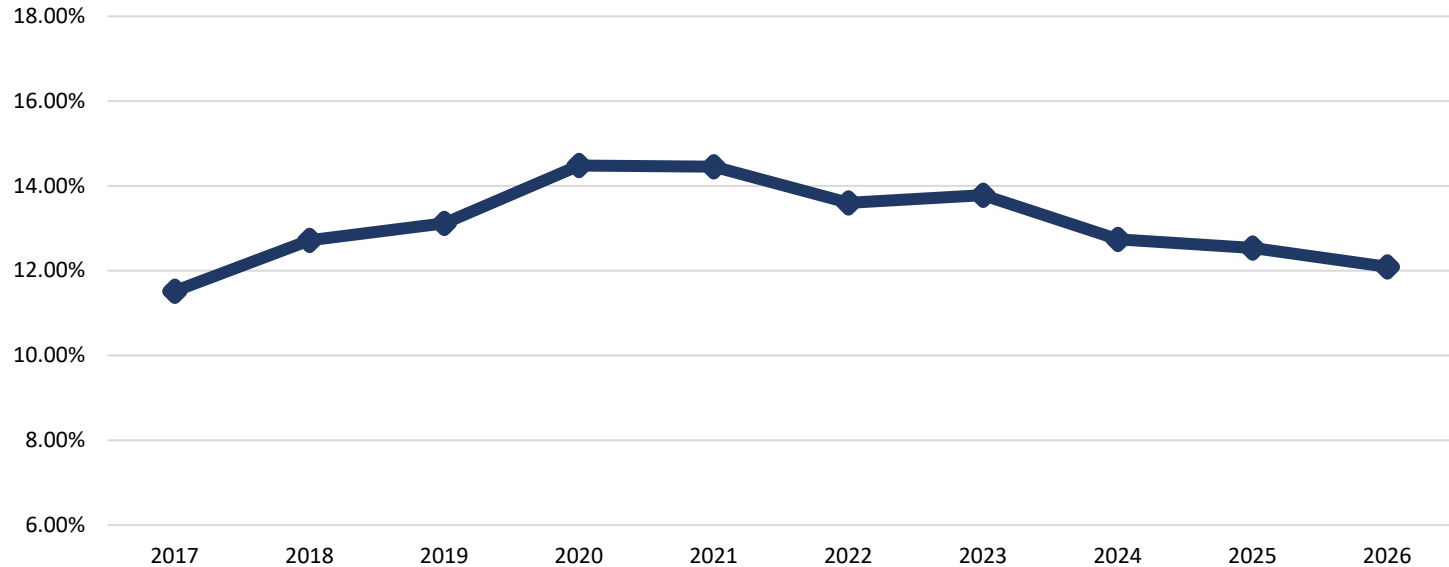
Annual General Obligation Debt Service by Bond Issue (Continued)

Fiscal Year	2021A	2021B	2021C Series	2022A Series	2022B Series	2024A Series	2024B Series	2024C Series	2025 Series	Total All Bonds
	Refunding Series	Refunding Series								
2026	9,356,625	75,128,108	37,831,225	24,163,650	20,697,700	37,520,000	9,011,400	14,060,950	1,229,928	415,283,418
2027	3,013,500	58,960,885	37,832,225	24,165,650	20,695,700	37,520,750	9,011,400	14,060,950	21,235,796	399,909,129
2028	-	43,146,846	37,832,225	24,165,650	20,697,100	37,521,000	9,011,400	14,060,950	21,274,323	391,561,941
2029	-	6,067,186	37,828,475	24,164,050	20,696,100	37,522,750	9,011,400	14,060,950	21,280,214	343,903,620
2030	-	27,620,590	37,828,225	24,166,850	20,697,100	37,522,750	9,011,400	14,060,950	-	343,622,649
2031	-	27,621,318	37,828,225	24,163,350	20,694,300	37,522,750	9,011,400	14,060,950	-	338,916,620
2032	-	49,732,739	37,830,825	24,165,100	20,697,100	37,524,250	9,011,400	14,060,950	-	338,336,295
2033	-	50,333,863	37,832,625	24,164,100	20,694,500	37,523,500	9,011,400	14,060,950	-	337,720,152
2034	-	25,336,606	37,830,775	24,163,350	20,695,900	37,521,750	9,011,400	14,060,950	-	296,487,106
2035	-	25,339,277	37,831,175	24,162,600	20,695,300	-	46,531,400	14,060,950	-	292,433,116
2036	-	-	37,832,925	24,166,400	20,696,900	-	46,535,400	14,060,950	-	232,398,475
2037	-	-	37,832,125	24,166,800	20,695,400	-	46,535,400	14,060,950	-	232,394,875
2038	-	-	37,831,000	24,162,800	20,695,400	-	46,530,600	14,060,950	-	197,100,050
2039	-	-	37,832,000	24,163,400	20,695,000	-	46,534,800	14,060,950	-	197,101,350
2040	-	-	37,829,000	24,162,200	20,697,400	-	-	60,595,950	-	143,284,550
2041	-	-	37,831,800	24,163,000	20,696,400	-	-	60,594,200	-	143,285,400
2042	-	-	-	24,164,400	20,696,000	-	-	60,591,200	-	105,451,600
2043	-	-	-	-	-	-	-	60,596,200	-	60,596,200
2044	-	-	-	-	-	-	-	60,591,400	-	60,591,400
2045	-	-	-	-	-	-	-	60,595,600	-	60,595,600
Total	12,370,125	389,287,417	605,294,850	410,793,350	351,833,300	337,699,500	313,770,200	560,417,850	65,020,261	4,930,973,546

Source: Treasury Debt Schedules



Total General Obligation Debt Service as a Percentage of Operating Budget



Source: Treasury Debt Schedules



Debt Report

Debt Projections



GO Authorized/Un-Bonded Debt

Approved Capital Spending Plans Authorizing the Issuance of General Obligation Bonds

Prior Approved Capital Spending	\$	6,227,944,977
RS2025-1660	\$	531,925,000
RS2025-1661	\$	(5,501,883)
Total Prior Bonds Issued		(4,327,505,000)
Total Authorized/Un-Bonded Debt at 12/31/2025	\$	<u>2,426,863,094</u>

These amounts include all authorized & de-authorized capital spending plans and bonds issued since 2009

Source: Treasury Debt Schedules



Water & Sewer Authorized/Un-Bonded Debt

Approved Capital Spending Plans Authorizing the Issuance of Water and Sewer Bonds

Prior Approved Capital Spending	\$ 2,315,000,000
Total Prior Bonds Issued	(1,936,945,000)
Total Authorized/Un-Bonded Debt at 12/31/2025	<u>378,055,000</u>

These amounts include all authorized & de-authorized capital spending plans and bonds issued since 2009

Source: Treasury Debt Schedules



Commercial Paper

Commercial paper is used as a form of bond anticipation notes

Notes are issued as needed not to exceed authorized limits

Funds can only be spent on projects previously approved in capital spending plans

Provides lower cost interim financing until long-term bonds are issued

Only a financing method – not additional spending authority



Commercial Paper (Continued)

Interest rates on commercial paper notes ranged from 2.62% to 2.95% for new issues and rolls during the quarter

As of December 31, 2025 outstanding GO CP is \$500 million

As of December 31, 2025 outstanding W&S CP is \$90 million

Projecting GO Bond Issue in Spring of 2026 to take out \$650 million of commercial paper

Projecting GO Bond Issue in Summer of 2027 to take out \$650 million of commercial paper

Projecting GO Bond Issue in Summer of 2028 to take out \$650 million of commercial paper

Projecting GO Bond Issue in Spring of 2029 to take out \$475 million of commercial paper

*Projection of bond issues based on historical commercial paper spending and does not contemplate CSP



Future Debt Service to Fund Existing Authorizations

Period Ending	Existing Debt Service (1)	Projected GO Bonds Series 2026 (2)	Projected GO Bonds Series 2027 (2)	Projected GO Bonds Series 2028 (2)	Projected GO Bonds Series 2029 (2)	Aggregate Debt Service
6/30/2026	410,361,753	-	-	-	-	410,361,753
6/30/2027	395,121,529	25,721,719	-	-	-	420,843,248
6/30/2028	387,240,587	48,181,063	20,564,425	-	-	455,986,074
6/30/2029	340,168,497	48,182,025	51,228,300	17,680,500	-	457,259,322
6/30/2030	340,405,280	48,180,213	51,224,800	35,361,000	19,296,225	494,467,517
6/30/2031	336,236,688	48,183,263	51,224,000	51,381,000	37,383,300	524,408,250
6/30/2032	336,214,236	48,183,288	51,227,300	51,384,800	37,384,000	524,393,624
6/30/2033	336,177,205	48,182,663	51,225,800	51,380,700	37,387,700	524,354,068
6/30/2034	295,545,309	48,178,500	51,225,900	51,380,700	37,386,700	483,717,109
6/30/2035	292,115,306	48,182,913	51,223,400	51,380,900	37,383,600	480,286,118
6/30/2036	232,398,475	48,182,225	51,224,100	51,382,400	37,385,700	420,572,900
6/30/2037	232,394,875	48,183,288	51,228,200	51,381,000	37,384,700	420,572,063
6/30/2038	197,100,050	48,182,425	51,225,600	51,382,500	37,387,600	385,278,175
6/30/2039	197,101,350	48,180,963	51,226,500	51,382,100	37,385,800	385,276,713
6/30/2040	143,284,550	48,179,963	51,225,200	51,385,000	37,386,000	331,460,713
6/30/2041	143,285,400	48,180,225	51,226,000	51,380,800	37,384,300	331,456,725
6/30/2042	105,451,600	48,182,288	51,227,600	51,384,400	37,386,800	293,632,688
6/30/2043	60,596,200	48,181,425	51,223,400	51,384,500	37,384,000	248,769,525
6/30/2044	60,591,400	48,182,913	51,226,800	51,380,100	37,386,700	248,767,913
6/30/2045	60,595,600	48,181,500	51,225,000	51,384,900	37,384,800	248,771,800
6/30/2046	-	48,181,938	51,225,500	51,381,400	37,383,500	188,172,338
6/30/2047	-	48,183,450	51,224,900	51,382,700	37,382,400	188,173,450
6/30/2048	-	-	51,224,500	51,380,700	37,385,800	139,991,000
6/30/2049	-	-	-	51,382,300	37,382,400	88,764,700
6/30/2050	-	-	-	51,383,500	37,386,200	88,769,700
	<u>\$ 4,902,385,889</u>	<u>\$ 989,358,244</u>	<u>\$ 1,045,077,225</u>	<u>\$ 1,080,687,900</u>	<u>\$ 766,998,225</u>	<u>\$ 8,784,507,483</u>

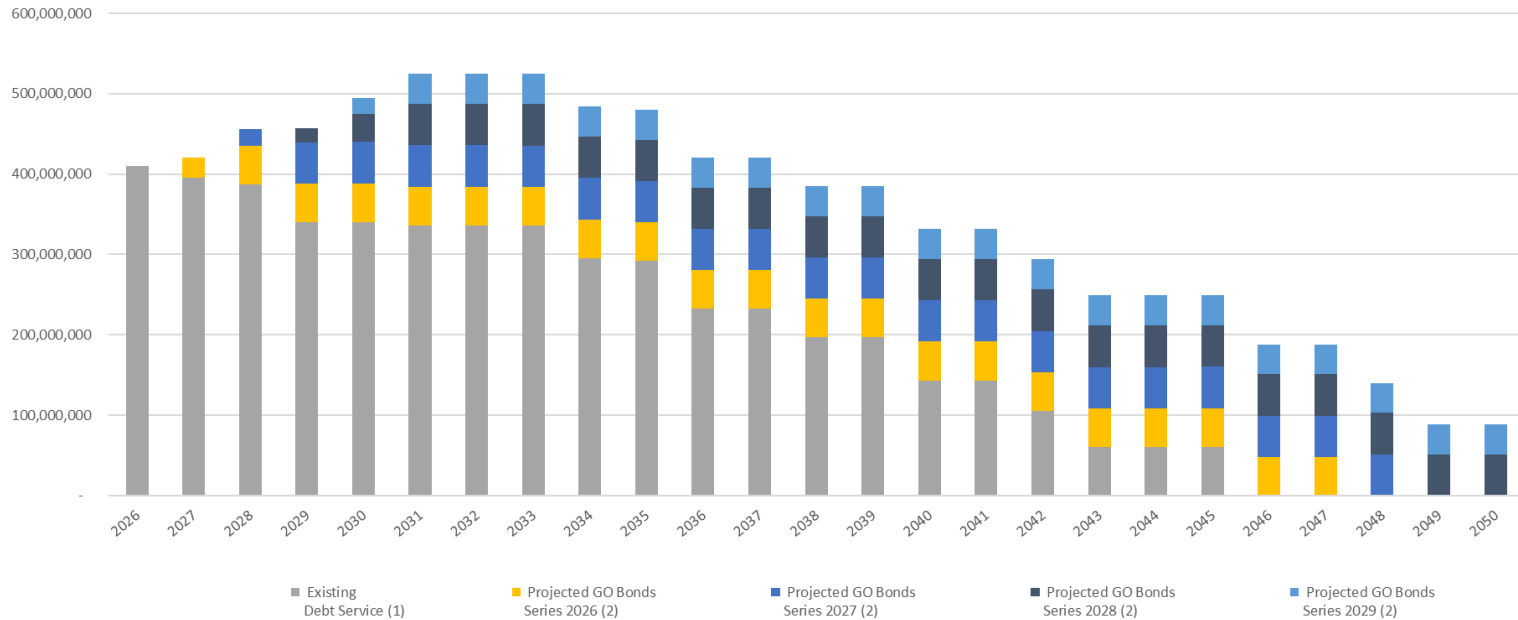
(1) Reflects full FY 2026 existing debt.

(2) Assumes the Series 2026 Bonds are sold at current market rates plus 25bps, and the Series 2027, Series 2028, and Series 2029 are sold at current market rates plus 100 bps.

Source: Hilltop Securities



Future Debt Service to Fund Existing Authorizations (Cont.)



(1) Reflects full FY 2026 existing debt.

(2) Assumes the Series 2026 Bonds are sold at current market rates plus 25bps, the Series 2027, Series 2028, and Series 2029 are sold at current market rates plus 100 bps.



Metropolitan Government of Nashville and Davidson County
 Quarterly Financial Updates
 Inception through December 2025
 General Obligation Capital Projects

Department Description	Business Unit Description	Fund Number	Business Unit / Job #	Project Approval Date	Fund Description	Budget	Period Actual Amount	YTD Actual	Inception to Date Actual	Encumbrnc Amount	Remaining Balance	Notes
Administrative	ADM GSD Contingency CF to FY10	40009	01401010	6/10/2009	GSD FY10 Capital Projects Fund	169,187	0	0	169,187	0	0	
Administrative	ADM GSD Cap Recall Contingency	40009	01401210	6/10/2009	GSD FY10 Capital Projects Fund	0	0	0	0	0	0	
Administrative	x-ADM ADA Compliance Projects	40009	01403010	6/10/2009	GSD FY10 Capital Projects Fund	1,090,331	0	0	1,090,331	0	0	
Administrative	x-ADM CJC Renovation	40009	01405010	6/10/2009	GSD FY10 Capital Projects Fund	2,086,643	0	0	1,586,643	0	500,000	
Administrative	x-ADM Energy RetroFit Projects	40009	01406010	6/10/2009	GSD FY10 Capital Projects Fund	1,920,144	0	0	1,920,144	0	0	
Administrative	x-ADM AABirch Closeout	40009	01407010	6/10/2009	GSD FY10 Capital Projects Fund	1,358,477	0	0	1,358,477	0	0	
Administrative	x-ADM City Hall Closeout	40009	01408010	6/10/2009	GSD FY10 Capital Projects Fund	9,510	0	0	9,510	0	0	
Administrative	ADM Major Maint Facilities	40009	01409010	6/10/2009	GSD FY10 Capital Projects Fund	701,381	0	0	701,381	0	0	
Administrative	x-ADM Fulton CF to FY10	40009	01410010	6/10/2009	GSD FY10 Capital Projects Fund	25,553,119	0	0	25,553,119	0	0	
Administrative	ADM Metro Southeast	40009	01411010	6/10/2009	GSD FY10 Capital Projects Fund	768,643	0	0	768,643	0	0	
Administrative	x-ADM Temp Train E911	40009	01413010	6/10/2009	GSD FY10 Capital Projects Fund	548,642	0	0	548,642	0	0	
Administrative	x-ADM Courthouse Closeout	40009	01414010	6/10/2009	GSD FY10 Capital Projects Fund	248,637	0	0	248,637	0	0	
Administrative	x-ADM Relocation Costs	40009	01415010	6/10/2009	GSD FY10 Capital Projects Fund	1,560	0	0	1,560	0	0	
Administrative	x-ADM Roofing Projects	40009	01416010	6/10/2009	GSD FY10 Capital Projects Fund	2,289,775	0	0	2,289,775	0	0	
Administrative	x-ADM Fulton Addi Infrac FY10	40009	01418010	6/10/2009	GSD FY10 Capital Projects Fund	1,050,000	0	0	1,050,000	0	0	
Administrative	ADM GSD Contingency CF to FY11	40011	01401011	9/27/2010	GSD FY11 Capital Projects Fund	0	0	0	0	0	0	
Administrative	ADM GSD Cap Recall Contingency	40011	01401211	9/27/2010	GSD FY11 Capital Projects Fund	0	0	0	0	0	0	
Administrative	x-ADM Peterbilt Projects	40011	01410011	9/27/2010	GSD FY11 Capital Projects Fund	16,000,000	0	0	16,000,000	0	0	
Administrative	x-ADM Hickory Hollow Projects	40011	01411011	9/27/2010	GSD FY11 Capital Projects Fund	17,997,991	0	0	17,997,991	0	0	
Administrative	ADM Admin projects Recall	40011	01412011	9/27/2010	GSD FY11 Capital Projects Fund	121,120	0	0	121,120	0	0	
Administrative	ADM GSD FY13 Cap Contingency	40013	01401013	6/19/2012	GSD FY13 Capital Projects Fund	0	0	0	0	0	0	
Administrative	x-ADM Deferred Maint EvalRecall	40013	01401313	6/19/2012	GSD FY13 Capital Projects Fund	77,000	0	0	77,000	0	0	
Administrative	x-ADM EconDev CapitolViewRecall	40013	01401413	6/19/2012	GSD FY13 Capital Projects Fund	724,416	0	0	724,417	0	(1)	
Administrative	ADM GSD FY14 Cap Contingency	40014	01401014	6/12/2013	GSD FY14 Capital Projects	0	0	0	0	0	0	
Administrative	ADM GSD Cap Recall Contingency	40014	01401214	6/12/2013	GSD FY14 Capital Projects	(251)	0	0	(251)	0	0	
Administrative	ADM GSD FY15 Cap Contingency	40015	01401015	6/18/2014	GSD FY15 Capital Projects	0	0	0	0	0	0	
Administrative	ADM GSD FY16 Cap Contingency	40016	01401016	6/10/2015	GSD FY16 Capital Projects	1,481,524	0	0	0	0	1,481,524	
Administrative	ADM GSD Cap Recall Contingency	40016	01401216	6/10/2015	GSD FY16 Capital Projects	0	0	0	0	0	0	
Administrative	x-ADM Nash State Comm Donelson	40016	01405016	6/10/2015	GSD FY16 Capital Projects	1,000,000	0	0	1,000,000	0	0	
Administrative	ADM Nash State Comm Madison	40016	01406016	6/10/2015	GSD FY16 Capital Projects	1,000,000	0	0	1,000,000	0	0	
Administrative	ADM GSD FY17 Cap Contingency	40017	01401017	6/22/2016	GSD FY17 Capital Projects	0	0	0	0	0	0	
Administrative	ADM GSD FY17 Cap Contingency	40018	01401017	6/14/2017	GSD FY18 Capital Projects	0	0	0	0	0	0	
Administrative	ADM GSD FY18 Cap Contingency	40018	01401018	6/14/2017	GSD FY18 Capital Projects	0	0	0	0	0	0	
Administrative	ADM GSD Cap Recall Contingency	40018	01401211	3/3/2021	GSD FY18 Capital Projects	0	0	0	0	0	0	
Administrative	ADM Affordable Housing	40018	01403018	6/10/2009	GSD FY18 Capital Projects	25,292,000	0	0	25,292,000	0	0	
Administrative	ADM GSD FY21 Cap Contingency	40021	01401021	3/3/2021	GSD FY21 Cap Projs RS2021-757	1,253,900	0	0	0	0	1,253,900	
Administrative	ADM GSD FY22 Capt Proj Contingency	40022	01401022	12/8/2021	GSD FY22 Cap Projs RS2021-120	4,894,500	0	0	0	0	4,894,500	
Administrative	ADM GSD FY23 Capt Proj Contingency	40023	01400023	2/21/2023	GSD FY23 Cap Projs RS2023-197	15,520,200	0	0	0	0	15,520,200	
Administrative	ADM Participatory Budget / N Nashville	40023	01401023	2/21/2023	GSD FY23 Cap Projs RS2023-197	232,000	0	0	0	0	232,000	

Metropolitan Government of Nashville and Davidson County
 Quarterly Financial Updates
 Inception through December 2025
 General Obligation Capital Projects

Department Description	Business Unit Description	Fund Number	Business Unit / Job #	Project Approval Date	Fund Description	Budget	Period Actual Amount	YTD Actual	Inception to Date Actual	Encumbrnc Amount	Remaining Balance	Notes
Administrative	ADM GSD FY24 Capt Proj Contingency	40024	01401024	2/21/2024	GSD FY24 Cap Projs RS2024-194	11,594,500	0	0	0	0	11,594,500	
Administrative	ADM GSD FY25 Cap Contingency	40025	01400025	12/17/2024	GSD FY25 Cap Projs RS2024-882	9,465,500	0	0	0	0	9,465,500	
Administrative	ADM EconDev CapitolView-Recall	40109	01406310	2/12/2013	GSD FY10 Self-funding Cap Proj	1,346,982	0	0	786,340	0	560,642	
Administrative	x-ADM Cap Proj Nash State Comm	40111	01405011	2/12/2013	X-GSD Cap Proj Nash St CommCo	1,000,000	0	0	1,000,000	0	0	
Administrative	ADM GSD FY13B CapContingency	40113	01401113	2/12/2013	GSD FY13B Capital Projects	0	0	0	0	0	0	
Administrative	ADM EconDev CapitolView-Recall	40113	01402313	11/22/2017	GSD FY13B Capital Projects	1,145,160	0	0	1,145,160	0	0	
Administrative	ADM GSD Bridge Planning	40113	01421113	10/22/2018	GSD FY13B Capital Projects	200,000	0	0	185,175	0	14,825	
Administrative	ADM GSD FY18B Cap Contingency	40118	01401118	6/10/2009	GSD FY18B Capital Projects	163,125	0	0	0	0	163,125	
Administrative	ADM GSD FY19B Cap Contingency	40119	01401119	6/10/2009	GSD FY19B Capital Projects	0	0	0	0	0	0	
Administrative	ADM GSD FY22B Cap Contingency	40122	01401122	3/25/2022	GSD FY22B Capital Projects	2,000,000	0	0	0	0	2,000,000	
Administrative	x-ADM Deferred Maint EvalRecall	40209	01407310	3/18/2020	GSD FY10 Non-BAB Capital Projs	63,081	0	0	63,081	0	0	
Administrative	x-ADM Relocation Costs	40209	01415510	6/10/2009	GSD FY10 Non-BAB Capital Projs	91,524	0	0	91,524	0	0	
Administrative	ADM GSD FY20B Cap Proj Contingency	40220	01431220	6/10/2009	GSD FY20B Cap Projs RS2020-21	3,591,670	0	0	0	0	3,591,670	
Administrative	ADM GSD S/F Cap Recall Conting	40401	01440201	9/27/2010	GSD GSR FY10 SF 800 MHzUpgrd	152,131	0	0	0	0	152,131	
Administrative	ADM USD Contingency CF to FY11	48011	01402011	2/12/2013	USD FY11 Capital Projects Fund	6,879	0	0	6,879	0	0	
	ADMINISTRATIVE TOTALS					154,211,002	0	0	102,786,486	0	51,424,516	
Election Comm	x-ELE Votor Reg Systems	40009	05401010	6/10/2009	GSD FY10 Capital Projects Fund	42,375	0	0	42,375	0	0	
Election Comm	ELE Voting Machine Replacement	40119	05400119	6/10/2009	GSD FY19B Capital Projects	3,000,000	0	0	1,499,845	0	1,500,155	
	ELECTION COMMISSION TOTALS					3,042,375	0	0	1,542,220	0	1,500,155	
Planning Comm	PLA Neighbrhd Planning & Infrstr Studies	40021	07401021	3/3/2021	GSD FY21 Cap Projs RS2021-757	900,000	0	0	311,233	1,267	587,500	
Planning Comm	PLA EastBk Planning-OpenSpace&Infr S	40021	07402021	3/3/2021	GSD FY21 Cap Projs RS2021-757	538,000	0	0	538,000	0	0	
Planning Comm	PLA Nghbrhood Plan'g & Infrstrctr Stud	40022	07401022	12/8/2021	GSD FY22 Cap Projs RS2021-120	2,000,000	(100,458)	(119,573)	1,354,381	497,747	147,872	
Planning Comm	PLA 1st Ave, 2nd Ave & Riverfront Park	40022	07402022	12/8/2021	GSD FY22 Cap Projs RS2021-120	20,000,000	0	0	20,000,000	0	0	
Planning Comm	PLA Global Mall - Infrstrctr Coordntn	40022	07403022	12/8/2021	GSD FY22 Cap Projs RS2021-120	1,000,000	0	0	593,505	680	405,815	
Planning Comm	PLA East Bnk Infr Prgm Mgmt / Coord	40023	07401023	2/21/2023	GSD FY23 Cap Projs RS2023-197	5,000,000	0	(154,892)	3,114,450	1,837,921	47,629	
Planning Comm	PLA Neighbrhd Planning & Infrstr Study	40023	07402023	2/21/2023	GSD FY23 Cap Projs RS2023-197	1,000,000	0	27,944	546,246	4,757	448,997	
Planning Comm	PLA UrbanCore Multimdl & Corr Plan	40023	07403023	2/21/2023	GSD FY23 Cap Projs RS2023-197	500,000	0	164,051	261,765	0	238,235	
Planning Comm	PLA Plan&Design-Multipurp Bldgs/Surpl	40023	07404023	2/21/2023	GSD FY23 Cap Projs RS2023-197	500,000	(13,727)	(9,501)	264,039	61,896	174,065	
Planning Comm	PLA East Bnk Infr Prgm Mgmt / Coord	40024	07401024	2/21/2024	GSD FY24 Cap Projs RS2024-194	5,000,000	0	64,832	107,285	1,209,493	3,683,222	
Planning Comm	PLA Plan&Design-Multipurp Bldgs/Surpl	40024	07402024	2/21/2024	GSD FY24 Cap Projs RS2024-194	2,000,000	0	0	0	0	2,000,000	
Planning Comm	PLA East Bank InfrstrcPrgm Mgmt/Coord	40025	07401025	12/17/2024	GSD FY25 Cap Projs RS2024-882	6,500,000	0	297,688	297,688	4,651,526	1,550,786	
Planning Comm	PLA Neighbrhd Plan & Infrstrctr Study	40025	07402025	12/17/2024	GSD FY25 Cap Projs RS2024-882	1,000,000	0	0	0	0	1,000,000	
	PLANNING COMMISSION TOTALS					45,938,000	(114,185)	270,549	27,388,592	8,265,287	10,284,121	

Metropolitan Government of Nashville and Davidson County
 Quarterly Financial Updates
 Inception through December 2025
 General Obligation Capital Projects

Department Description	Business Unit Description	Fund Number	Business Unit / Job #	Project Approval Date	Fund Description	Budget	Period Actual Amount	YTD Actual	Inception to Date Actual	Encumbrnc Amount	Remaining Balance	Notes
General Services	x-GSR Fleet Management	40009	10403010	6/10/2009	GSD FY10 Capital Projects Fund	161,826	0	0	161,826	0	0	
General Services	x-GSR Storm Sirens	40009	10404010	6/10/2009	GSD FY10 Capital Projects Fund	92,549	0	0	92,549	0	0	
General Services	x-GSR Howard Office Bldg FF&E	40011	10401011	9/27/2010	GSD FY11 Capital Projects Fund	3,000,000	0	0	3,000,000	0	0	
General Services	x-GSR Clifford Allen Renovation	40011	10402011	9/27/2010	GSD FY11 Capital Projects Fund	2,206,779	0	0	2,206,779	0	0	
General Services	GSR Misc Building Improvements	40011	10403011	9/27/2010	GSD FY11 Capital Projects Fund	4,750,000	0	0	4,750,000	0	0	
General Services	x-GSRHighland Heights Renovatio	40011	10404011	9/27/2010	GSD FY11 Capital Projects Fund	10,000,000	0	0	10,000,000	0	0	
General Services	x-GSR North Nash Infrastructure	40011	10405011	9/27/2010	GSD FY11 Capital Projects Fund	3,680,000	0	0	3,680,000	0	0	
General Services	x-GSRMisc Building Improvements	40013	10403013	6/19/2012	GSD FY13 Capital Projects Fund	12,125,000	0	0	12,125,000	0	0	
General Services	x-GSR Upgrd Weather WarningSyst	40013	10405013	6/19/2012	GSD FY13 Capital Projects Fund	1,997,505	0	0	1,997,505	0	0	
General Services	x-GSR Infrastructure	40013	10406013	6/19/2012	GSD FY13 Capital Projects Fund	472,613	0	0	472,613	0	0	
General Services	GSR Misc Building Improvements	40014	10403014	6/12/2013	GSD FY14 Capital Projects	19,823,652	0	0	19,823,652	0	0	
General Services	GSR One Stop Permit Center	40014	10410014	6/12/2013	GSD FY14 Capital Projects	2,615,941	0	0	2,615,941	0	0	
General Services	x-GSR Initial Planning New ECC	40014	10411014	6/12/2013	GSD FY14 Capital Projects	200,000	0	0	200,000	0	0	
General Services	x-GSR North Nashville Greenway	40014	10412014	6/12/2013	GSD FY14 Capital Projects	5,600,000	0	0	5,600,000	0	0	
General Services	GSR Roofing/Building Maintenanc	40015	10401015	6/18/2014	GSD FY15 Capital Projects	6,393,013	0	0	6,393,203	0	(190)	**
General Services	GSR Energy Improvements	40015	10402015	6/18/2014	GSD FY15 Capital Projects	3,515,263	0	0	3,515,263	0	0	
General Services	x-GSRJudicial Campus Master Pla	40015	10403015	6/18/2014	GSD FY15 Capital Projects	1,500,000	0	0	1,500,000	0	0	
General Services	GSR Farmers Mkt Upgrade	40015	10404015	6/18/2014	GSD FY15 Capital Projects	500,000	0	0	500,000	0	0	
General Services	x-GSR POL/FIR Training Academy	40015	10405015	6/18/2014	GSD FY15 Capital Projects	1,000,000	0	0	1,000,000	0	0	
General Services	x-GSR So Nashville HeadSt Study	40016	10401016	6/10/2015	GSD FY16 Capital Projects	23,945	0	0	23,945	0	0	
General Services	x-GSR Nashville Int'l Academy	40016	10402016	6/10/2015	GSD FY16 Capital Projects	730,000	0	0	730,000	0	0	
General Services	GSR Building Rehab/Maintenance	40016	10403016	6/10/2015	GSD FY16 Capital Projects	6,322,000	0	0	6,322,000	0	0	
General Services	GSR DCSO Jail / CJC Renovation	40016	10404016	6/10/2015	GSD FY16 Capital Projects	112,040,000	0	0	112,040,000	0	0	
General Services	x-GSR CJC Relocate-Leases	40016	10406016	6/10/2015	GSD FY16 Capital Projects	50,000	0	0	50,000	0	0	
General Services	x-GSR CJC Relocate-IT Equip	40016	10407016	6/10/2015	GSD FY16 Capital Projects	1,054,610	0	0	1,054,610	0	0	
General Services	x-GSR CJC Relocate-Move	40016	10408016	6/10/2015	GSD FY16 Capital Projects	240,413	0	0	240,413	0	0	
General Services	x-GSR LIB Parking Garage Upgrad	40016	10409016	6/10/2015	GSD FY16 Capital Projects	1,800,000	0	0	1,800,000	0	0	
General Services	GSR Police Headquarters	40017	10401017	6/22/2016	GSD FY17 Capital Projects	26,668,400	0	0	26,668,400	0	0	
General Services	GSR Sheriff Admin Offices	40017	10403017	6/22/2016	GSD FY17 Capital Projects	19,093,435	0	0	19,093,435	0	0	
General Services	GSR Major Fleet	40017	10404017	6/22/2016	GSD FY17 Capital Projects	15,000,000	0	0	15,000,000	0	0	
General Services	GSR New Firehalls	40017	10405017	6/22/2016	GSD FY17 Capital Projects	9,738,623	0	0	9,738,623	0	0	
General Services	GSR Criminal Justice Center	40017	10406017	6/22/2016	GSD FY17 Capital Projects	20,000,000	0	0	20,000,000	0	0	
General Services	GSR A A Birch Renovate	40017	10407017	6/22/2016	GSD FY17 Capital Projects	3,000,000	0	0	3,000,000	0	0	
General Services	GSR Farmers Market	40017	10408017	6/22/2016	GSD FY17 Capital Projects	3,000,000	0	0	2,995,795	0	4,205	
General Services	GSR Misc Building Repairs	40017	10409017	6/22/2016	GSD FY17 Capital Projects	5,000,000	0	0	5,000,000	0	0	
General Services	GSR Juvenile Justice Ctr MPlan	40017	10411017	6/22/2016	GSD FY17 Capital Projects	1,000,000	0	20,719	892,983	98,124	8,893	
General Services	x-GSR Police Headquarters-ITS	40017	10441017	6/22/2016	GSD FY17 Capital Projects	1,331,600	0	0	1,331,600	0	0	
General Services	GSR Sheriff Admin Offices-ITS	40017	10443017	6/22/2016	GSD FY17 Capital Projects	906,565	0	0	906,565	0	0	
General Services	GSR New Firehalls-5 BAY ITS	40017	10445017	6/22/2016	GSD FY17 Capital Projects	129,981	0	0	129,981	0	0	

Metropolitan Government of Nashville and Davidson County
Quarterly Financial Updates
Inception through December 2025
General Obligation Capital Projects

Department Description	Business Unit Description	Fund Number	Business Unit / Job #	Project Approval Date	Fund Description	Budget	Period Actual Amount	YTD Actual	Inception to Date Actual	Encumbrnc Amount	Remaining Balance	Notes
General Services	GSR New Firehalls-3 BAY ITS	40017	10445117	6/22/2016	GSD FY17 Capital Projects	131,396	0	0	131,396	0	0	
General Services	GSR A A Birch Renovate-ITS	40017	10447017	6/22/2016	GSD FY17 Capital Projects	0	0	0	0	0	0	
General Services	GSR Fleet Additions / Replcmts	40018	10401018	6/14/2017	GSD FY18 Capital Projects	4,999,735	0	0	4,999,735	0	0	
General Services	GSR ECC/JJC Ctrs-Plan/ Design	40018	10402018	6/14/2017	GSD FY18 Capital Projects	1,705,426	0	0	1,406,472	298,954	0	
General Services	GSR Public Works Relocation	40018	10403018	6/14/2017	GSD FY18 Capital Projects	794,574	0	0	794,574	0	0	
General Services	GSR OFM Fleet Replacement	40021	10400021	3/3/2021	GSD FY21 Cap Projs RS2021-757	10,000,000	0	0	9,985,528	0	14,472	
General Services	GSR Building Opers Major Maint	40021	10401021	3/3/2021	GSD FY21 Cap Projs RS2021-757	8,000,000	0	0	8,000,000	0	0	
General Services	GSR Sustainability Revolv Innovation Fd	40021	10402021	3/3/2021	GSD FY21 Cap Projs RS2021-757	2,000,000	0	0	1,712,751	0	287,249	
General Services	GSR New Fac Planning/Site Eval/Relo	40021	10403021	3/3/2021	GSD FY21 Cap Projs RS2021-757	7,600,000	11,880	549,506	3,018,003	3,780,776	801,221	
General Services	GSR Emergency Comm Ctr/OEM Camp	40021	10404021	3/3/2021	GSD FY21 Cap Projs RS2021-757	3,000,000	0	1,061,406	2,209,485	790,515	0	
General Services	GSR Building Ops Major Maintenance	40022	10400022	12/8/2021	GSD FY22 Cap Projs RS2021-120	10,000,000	0	52,063	10,000,000	0	0	
General Services	GSR OFM Replacements / Additions	40022	10401022	12/8/2021	GSD FY22 Cap Projs RS2021-120	14,957,500	0	4,410,813	10,607,869	0	4,349,631	
General Services	GSR Access Control Migration	40022	10402022	12/8/2021	GSD FY22 Cap Projs RS2021-120	2,000,000	0	15,608	1,694,050	1,500	304,450	
General Services	GSR New Facility Planning Site Eval Rel	40022	10403022	12/8/2021	GSD FY22 Cap Projs RS2021-120	2,500,000	0	226,517	1,344,444	236,386	919,170	
General Services	GSR Roofing/Life, Health & Safety	40022	10404022	12/8/2021	GSD FY22 Cap Projs RS2021-120	5,000,000	0	16,853	4,982,651	0	17,349	
General Services	GSR HeadStart Fac Assessmnts/Maj Re	40022	10405022	12/8/2021	GSD FY22 Cap Projs RS2021-120	2,000,000	0	0	2,000,000	0	0	
General Services	GSR ECC EOC Replace - Planning/Desi	40022	10406022	12/8/2021	GSD FY22 Cap Projs RS2021-120	1,000,000	0	52,248	116,837	495,495	387,668	
General Services	GSR Proj Close-DonelsonLibr/SE Prec	40023	10400023	2/21/2023	GSD FY23 Cap Projs RS2023-197	10,000,000	0	1,859,680	7,074,501	2,351,653	573,846	
General Services	GSR SOC/MAC/Postal/Pkwy Tower Relc	40023	10401023	2/21/2023	GSD FY23 Cap Projs RS2023-197	14,100,000	0	16,372	14,031,976	31,603	36,421	
General Services	GSR Space Planning - MSE	40023	10402023	2/21/2023	GSD FY23 Cap Projs RS2023-197	1,000,000	0	194,519	527,490	335,915	136,595	
General Services	GSR Property Acquisitions	40023	10403023	2/21/2023	GSD FY23 Cap Projs RS2023-197	1,000,000	0	0	0	0	1,000,000	
General Services	GSR Space Plan Phase 2-MSE&Fulton	40024	10401024	2/21/2024	GSD FY24 Cap Projs RS2024-194	21,000,000	0	839,729	4,206,649	430,688	16,362,663	
General Services	GSR New Emerg Comms Ctr Design	40024	10402024	2/21/2024	GSD FY24 Cap Projs RS2024-194	5,000,000	(111,378)	353,465	353,465	822,877	3,823,658	
General Services	GSR Major Maintenance	40024	10403024	2/21/2024	GSD FY24 Cap Projs RS2024-194	21,300,000	0	3,602,589	9,743,121	6,169,020	5,387,859	
General Services	GSR Training Acad - Berm Remediation	40024	10404024	2/21/2024	GSD FY24 Cap Projs RS2024-194	200,000	0	66,700	78,196	0	121,804	
General Services	GSR Roofing	40024	10405024	2/21/2024	GSD FY24 Cap Projs RS2024-194	11,000,000	0	1,191,889	10,228,440	690,940	80,620	
General Services	GSR Fleet Mgmt - Fleet Addtns&Replcm	40024	10406024	2/21/2024	GSD FY24 Cap Projs RS2024-194	15,500,000	0	0	3,350,481	0	12,149,519	
General Services	GSR Woodbine Clinic-Propty Acqstn&De	40024	10407024	2/21/2024	GSD FY24 Cap Projs RS2024-194	9,000,000	0	0	0	0	9,000,000	
General Services	GSR Animal Care&Control-New Facility	40024	10408024	2/21/2024	GSD FY24 Cap Projs RS2024-194	500,000	0	44,396	69,188	35,023	395,789	
General Services	GSR New Facility Plan, Site Eval, Acqst	40024	10409024	2/21/2024	GSD FY24 Cap Projs RS2024-194	2,000,000	0	0	0	0	2,000,000	
General Services	GSR Safety Upgrade to Metro Facilities	40025	10401025	12/17/2024	GSD FY25 Cap Projs RS2024-882	4,000,000	0	136,485	208,421	718,935	3,072,644	
General Services	GSR Electric Vehicles Infrstrc-Transform	40025	10402025	12/17/2024	GSD FY25 Cap Projs RS2024-882	2,000,000	0	0	334,792	0	1,665,208	
General Services	GSR Major Maintenance	40025	10403025	12/17/2024	GSD FY25 Cap Projs RS2024-882	20,000,000	0	1,912,876	3,584,787	2,422,685	13,992,528	
General Services	GSR MSE Relocations-Vehicle Impound	40025	10404025	12/17/2024	GSD FY25 Cap Projs RS2024-882	14,000,000	0	223,729	242,004	498,435	13,259,561	
General Services	GSR Roofing	40025	10405025	12/17/2024	GSD FY25 Cap Projs RS2024-882	8,600,000	0	1,102,928	1,102,928	3,370,660	4,126,412	
General Services	GSR Fleet Mgmt - Fleet Addtns&Replcm	40025	10406025	12/17/2024	GSD FY25 Cap Projs RS2024-882	33,800,000	0	4,196,079	4,846,917	0	28,953,083	
General Services	GSR DC SO Facility Planning / Design	40025	10407025	12/17/2024	GSD FY25 Cap Projs RS2024-882	2,500,000	19,578	589,291	674,292	813,237	1,012,471	
General Services	GSR Energy Management / Solar	40025	10408025	12/17/2024	GSD FY25 Cap Projs RS2024-882	1,600,000	0	0	107,205	1,424,295	68,500	
General Services	GSR New Facility Plan, Site Eval, Acq&F	40025	10409025	12/17/2024	GSD FY25 Cap Projs RS2024-882	2,500,000	0	0	0	0	2,500,000	

Metropolitan Government of Nashville and Davidson County
 Quarterly Financial Updates
 Inception through December 2025
 General Obligation Capital Projects

Department Description	Business Unit Description	Fund Number	Business Unit / Job #	Project Approval Date	Fund Description	Budget	Period Actual Amount	YTD Actual	Inception to Date Actual	Encumbrnc Amount	Remaining Balance	Notes	
General Services	GSR OFM CP 4% New/Rpl Vehicles	40114	10401114	2/5/2013	GSD FY14B 4% Capital Projects	14,981,528	0	0	14,981,528	0	0		
General Services	GSR CJC-Develop & Relocation	40118	10401118	11/22/2017	GSD FY18B Capital Projects	17,684,300	0	0	17,684,300	0	0		
General Services	GSR Female Housing-CJC Proj	40118	10402118	11/22/2017	GSD FY18B Capital Projects	8,161,000	0	0	8,161,000	0	0		
General Services	x-GSRNew POL Hdqtrs-MurfRd Area	40118	10403118	11/22/2017	GSD FY18B Capital Projects	7,032,200	0	0	7,032,200	0	0		
General Services	GSR Police Data Center-ITS	40118	10404118	11/22/2017	GSD FY18B Capital Projects	5,223,000	0	0	5,223,000	0	0		
General Services	x-GSR FamilyJustCtr-Addtl Floor	40118	10405118	11/22/2017	GSD FY18B Capital Projects	6,964,075	0	0	6,964,075	0	0		
General Services	GSR Demo-Jerry Newsome Site	40118	10406118	11/22/2017	GSD FY18B Capital Projects	1,000,000	0	0	1,000,000	0	0		
General Services	GSR Relocation Services	40118	10407118	11/22/2017	GSD FY18B Capital Projects	1,550,000	0	0	1,550,000	0	0		
General Services	GSR CJC Constructn Contingcy	40119	10401119	10/22/2018	GSD FY19B Capital Projects	10,000,000	0	0	10,000,000	0	0		
General Services	GSR Voting Machine Warehouse	40119	10402119	10/22/2018	GSD FY19B Capital Projects	1,800,000	0	0	1,800,000	0	0		
General Services	GSR ECC Power Supply Upgrades	40119	10403119	10/22/2018	GSD FY19B Capital Projects	5,000,000	0	0	5,000,000	0	0		
General Services	GSR PoliceHdqtr/FJC ConstrCont	40119	10404119	10/22/2018	GSD FY19B Capital Projects	17,000,000	0	0	17,000,000	0	0		
General Services	GSR McGruderCtr Renov & Upgrds	40119	10405119	10/22/2018	GSD FY19B Capital Projects	2,200,000	0	12,647	2,064,670	33,043	102,287		
General Services	GSR OFM Replace Heavy Fleet	40119	10406119	10/22/2018	GSD FY19B Capital Projects	15,000,000	0	0	15,000,000	0	0		
General Services	GSR Donelson Library	40119	10407119	10/22/2018	GSD FY19B Capital Projects	16,000,000	0	1,800	15,996,996	0	3,004		
General Services	GSR Global Mall - Masterplan Implemnt	40122	10401122	3/25/2022	GSD FY22B Capital Projects	44,000,000	0	60,462	45,946,539	6,075	(1,952,614)	**	
General Services	x-HOLD GSR Bldg & ParkingStudie	40202	10402001	6/10/2009	GSD Capital Improvement Plan	200,000	0	0	0	0	200,000		
General Services	x-GSR Pasquo Tower Site	40202	10402003	6/10/2009	GSD Capital Improvement Plan	100,000	0	0	0	0	100,000		
General Services	GSR Sheriff's Headquarters	40220	10400220	3/18/2020	GSD FY20B Cap Projs RS2020-21	17,200,000	0	0	17,200,000	0	0		
General Services	GSR CJC Closeout	40220	10402220	3/18/2020	GSD FY20B Cap Projs RS2020-21	5,799,930	0	0	5,799,930	0	0		
General Services	GSR Fleet Replacement	40220	10403220	3/18/2020	GSD FY20B Cap Projs RS2020-21	3,110,000	0	0	3,110,000	0	0		
General Services	GSR Major Maintenance	40220	10404220	3/18/2020	GSD FY20B Cap Projs RS2020-21	1,270,000	0	0	1,270,000	0	0		
General Services	GSR POL Murfreesboro Rd Prect	40220	10405220	3/18/2020	GSD FY20B Cap Projs RS2020-21	1,000,000	0	349,113	919,529	15,624	64,847		
General Services	x-GSR RS 800 MHz Upgrade	40401	10440401	9/27/2010	GSD GSR FY10 SF 800 MHzUpgrd	22,547,869	0	0	22,547,869	0	0		
General Services	GSR RS Radio Replacements	40402	10440402	6/10/2015	GSD GSR FY16 S/F Capital Projs	8,000,000	0	0	8,000,000	0	0		
General Services	GSR LIB Parking Garage Upgrade	48011	10481011	9/27/2010	USD FY11 Capital Projects Fund	1,200,000	0	0	1,200,000	0	0		
	GENERAL SERVICES TOTALS					817,076,247	(79,920)	23,160,482	665,872,966	25,872,458	125,330,823		
					** Overage will be eliminated with Transfer-In of equal amount from GSD Contingency account when project is complete.								
Historical Comm	x-HIS Nash Cemetery Restr	40009	11401010	6/10/2009	GSD FY10 Capital Projects Fund	255,302	0	0	255,302	0	0		
Historical Comm	x-HIS City Cemetary	40202	11402001	6/10/2009	GSD Capital Improvement Plan	100,000	0	0	0	0	100,000		
Historical Comm	x-HIS Bellevue's Blue House	40202	11402002	6/10/2009	GSD Capital Improvement Plan	25,000	0	0	0	0	25,000		
	HISTORICAL COMMISSION TOTALS					380,302	0	0	255,302	0	125,000		
Info Tech Srvc	x-ITS Construction	40009	14401010	6/10/2009	GSD FY10 Capital Projects Fund	4,597,300	0	0	4,597,154	0	146		
Info Tech Srvc	x-ITS Exchange/Directory Servic	40009	14402010	6/10/2009	GSD FY10 Capital Projects Fund	917,749	0	0	917,745	0	4		
Info Tech Srvc	x-ITS Disaster Recovery BU Site	40009	14403010	6/10/2009	GSD FY10 Capital Projects Fund	860,000	0	0	858,362	0	1,638		

Metropolitan Government of Nashville and Davidson County
 Quarterly Financial Updates
 Inception through December 2025
 General Obligation Capital Projects

Department Description	Business Unit Description	Fund Number	Business Unit / Job #	Project Approval Date	Fund Description	Budget	Period Actual Amount	YTD Actual	Inception to Date Actual	Encumbrnc Amount	Remaining Balance	Notes
Info Tech Srvc	x-ITS Enterprise Services	40009	14404010	6/10/2009	GSD FY10 Capital Projects Fund	1,508,367	0	0	1,008,367	0	500,000	
Info Tech Srvc	x-ITS Platform Hardware Upgrade	40009	14405010	6/10/2009	GSD FY10 Capital Projects Fund	121,636	0	0	121,636	0	0	
Info Tech Srvc	x-ITS HOB Data Center	40009	14406010	6/10/2009	GSD FY10 Capital Projects Fund	4,820,760	0	0	4,820,760	0	0	
Info Tech Srvc	x-ITS Network Replacement	40009	14407010	6/10/2009	GSD FY10 Capital Projects Fund	299,353	0	0	299,353	0	0	
Info Tech Srvc	x-ITS PBX System	40009	14408010	6/10/2009	GSD FY10 Capital Projects Fund	140,915	0	0	140,848	0	67	
Info Tech Srvc	x-ITS Enterprise Info Systems	40009	14409010	6/10/2009	GSD FY10 Capital Projects Fund	318,826	0	0	318,826	0	0	
Info Tech Srvc	x-ITS Network Info Security	40009	14410010	6/10/2009	GSD FY10 Capital Projects Fund	854,716	0	0	852,911	55	1,750	
Info Tech Srvc	X-ITS Construction	40011	14401011	9/27/2010	GSD FY11 Capital Projects Fund	2,564,568	0	0	2,564,568	0	0	
Info Tech Srvc	x-ITS End of Life Equipment	40011	14402011	9/27/2010	GSD FY11 Capital Projects Fund	2,031,000	0	0	2,027,307	1,767	1,926	
Info Tech Srvc	x-ITS EA Microsoft Year 1	40011	14403011	9/27/2010	GSD FY11 Capital Projects Fund	4,495,251	0	0	4,495,251	0	0	
Info Tech Srvc	x-ITS EBS / E-Proc Improvements	40011	14404011	9/27/2010	GSD FY11 Capital Projects Fund	1,690,000	0	0	1,690,000	0	0	
Info Tech Srvc	x-ITSNashville Website Redesign	40011	14405011	9/27/2010	GSD FY11 Capital Projects Fund	55,000	0	0	55,000	0	0	
Info Tech Srvc	X-ITS HIPAA Compliance	40011	14410011	9/27/2010	GSD FY11 Capital Projects Fund	254,180	0	0	254,180	0	0	
Info Tech Srvc	X-ITS Construction Data/Voice	40013	14401013	6/19/2012	GSD FY13 Capital Projects Fund	1,206,000	0	0	1,206,000	0	0	
Info Tech Srvc	X-ITS Upgrade EOL SONET Ntwk Inf	40013	14402013	6/19/2012	GSD FY13 Capital Projects Fund	4,626,210	0	0	4,626,210	0	0	
Info Tech Srvc	x-ITS Storage Area Ntwrk Upgrad	40013	14403013	6/19/2012	GSD FY13 Capital Projects Fund	1,300,000	0	0	1,300,000	0	0	
Info Tech Srvc	x-ITS Mobile Device Management	40013	14404013	6/19/2012	GSD FY13 Capital Projects Fund	181,198	0	0	179,828	0	1,370	
Info Tech Srvc	x-ITS Nashville Website Redesig	40013	14405013	6/19/2012	GSD FY13 Capital Projects Fund	120,000	0	0	120,000	0	0	
Info Tech Srvc	x-ITS Public Wireless Study	40013	14406013	6/19/2012	GSD FY13 Capital Projects Fund	156,000	0	0	156,000	0	0	
Info Tech Srvc	x-ITS Employee Self Srvc Portal	40013	14407013	6/19/2012	GSD FY13 Capital Projects Fund	614,800	0	0	614,800	0	0	
Info Tech Srvc	x-ITS Library Archives - Tech	40013	14414013	6/19/2012	GSD FY13 Capital Projects Fund	105,792	0	0	105,792	0	0	
Info Tech Srvc	X-ITS Construction Data/Voice	40014	14401014	6/12/2013	GSD FY14 Capital Projects	1,176,000	0	0	1,176,000	0	0	
Info Tech Srvc	ITS Upgrade EBS	40014	14402014	6/12/2013	GSD FY14 Capital Projects	7,087,000	0	0	7,087,000	0	0	
Info Tech Srvc	X-ITS Mobile Devices/Ntwk Access	40014	14403014	6/12/2013	GSD FY14 Capital Projects	407,000	0	0	407,000	0	0	
Info Tech Srvc	x-ITS Phase 3-Nashville gov	40014	14404014	6/12/2013	GSD FY14 Capital Projects	123,400	0	0	123,400	0	0	
Info Tech Srvc	x-ITS Online Alarm RegMetro Clk	40014	14405014	6/12/2013	GSD FY14 Capital Projects	20,000	0	0	20,000	0	0	
Info Tech Srvc	x-ITS VPN Solution	40014	14406014	6/12/2013	GSD FY14 Capital Projects	218,000	0	0	218,000	0	0	
Info Tech Srvc	X-ITS MS ForeFront Identity Mgr	40014	14407014	6/12/2013	GSD FY14 Capital Projects	338,000	0	0	338,000	0	0	
Info Tech Srvc	X-ITS Public WiFi Internet PubSp	40014	14408014	6/12/2013	GSD FY14 Capital Projects	417,600	0	0	417,600	0	0	
Info Tech Srvc	x-ITS Lentz - Tech	40014	14411014	6/12/2013	GSD FY14 Capital Projects	137,000	0	0	137,000	0	0	
Info Tech Srvc	X-ITS Midtown Hills Prec - Tech	40014	14412014	6/12/2013	GSD FY14 Capital Projects	602,945	0	0	602,945	0	0	
Info Tech Srvc	x-ITS SE Library Center - Tech	40014	14413014	6/12/2013	GSD FY14 Capital Projects	316,055	0	0	315,793	0	262	
Info Tech Srvc	X-ITS End of Life Telephone Syst	40015	14402015	6/18/2014	GSD FY15 Capital Projects	1,200,000	0	0	1,200,000	0	0	
Info Tech Srvc	X-ITS End of Life Networks	40015	14403015	6/18/2014	GSD FY15 Capital Projects	1,450,000	0	0	1,450,000	0	0	
Info Tech Srvc	X-ITS Data & Voice for Projects	40015	14404015	6/18/2014	GSD FY15 Capital Projects	600,000	0	0	600,000	0	0	
Info Tech Srvc	x-ITS WEBudget Replacement	40015	14405015	6/18/2014	GSD FY15 Capital Projects	1,000,000	0	0	1,000,000	0	0	
Info Tech Srvc	x-ITS North Nash Infrastructure	40015	14406015	6/18/2014	GSD FY15 Capital Projects	1,900,000	0	0	1,900,000	0	0	
Info Tech Srvc	x-ITS Fire Station 19	40015	14407015	6/18/2014	GSD FY15 Capital Projects	84,800	0	0	84,800	0	0	
Info Tech Srvc	X-ITS Fire Station 20	40015	14408015	6/18/2014	GSD FY15 Capital Projects	73,200	0	0	73,200	0	0	

Metropolitan Government of Nashville and Davidson County
Quarterly Financial Updates
Inception through December 2025
General Obligation Capital Projects

Department Description	Business Unit Description	Fund Number	Business Unit / Job #	Project Approval Date	Fund Description	Budget	Period Actual Amount	YTD Actual	Inception to Date Actual	Encumbrnc Amount	Remaining Balance	Notes
Info Tech Srvc	ITS End of Life Telephone Syst	40016	14401016	6/10/2015	GSD FY16 Capital Projects	2,200,000	0	0	2,200,000	0	0	
Info Tech Srvc	X-ITS Data & Voice for Projects	40016	14402016	6/10/2015	GSD FY16 Capital Projects	993,000	0	0	993,000	0	0	
Info Tech Srvc	X-ITS Comp Ntwk Monitoring	40016	14403016	6/10/2015	GSD FY16 Capital Projects	807,000	0	0	807,000	0	0	
Info Tech Srvc	X-ITS FFE Upgrades and Reno HOB	40016	14404016	6/10/2015	GSD FY16 Capital Projects	300,000	0	0	300,000	0	0	
Info Tech Srvc	X-ITS NPJ Records Buildout	40016	14405016	6/10/2015	GSD FY16 Capital Projects	128,000	0	0	128,000	0	0	
Info Tech Srvc	x-ITS New CJC Jail	40016	14406016	6/10/2015	GSD FY16 Capital Projects	1,360,000	0	0	1,360,000	0	0	
Info Tech Srvc	x-ITS POL Data Center Relocation	40016	14407016	6/10/2015	GSD FY16 Capital Projects	2,092,946	0	0	2,092,946	0	0	
Info Tech Srvc	ITS POL Temporary Relocations	40016	14408016	6/10/2015	GSD FY16 Capital Projects	794,231	0	0	794,231	0	0	
Info Tech Srvc	ITS Communication Tower Repair	40017	14401017	6/22/2016	GSD FY17 Capital Projects	3,000,000	0	0	3,000,000	0	0	
Info Tech Srvc	X-ITS EBS/iProcurement Assessmnt	40017	14402017	6/22/2016	GSD FY17 Capital Projects	615,042	0	0	615,042	0	0	
Info Tech Srvc	ITS Data & Voice for Projects	40017	14403017	6/22/2016	GSD FY17 Capital Projects	1,400,000	0	0	1,400,000	0	0	
Info Tech Srvc	ITS Info Security Mgmt Program	40017	14404017	6/22/2016	GSD FY17 Capital Projects	264,000	0	0	264,000	0	0	
Info Tech Srvc	ITS Fiberoptic Cabling Expans	40017	14405017	6/22/2016	GSD FY17 Capital Projects	500,000	0	0	500,000	0	0	
Info Tech Srvc	X-ITS SAN Upgrade	40017	14406017	6/22/2016	GSD FY17 Capital Projects	282,000	0	0	282,000	0	0	
Info Tech Srvc	X-ITS Ntwrk Monitor/Troubleshoot	40017	14407017	6/22/2016	GSD FY17 Capital Projects	1,176,000	0	0	1,176,000	0	0	
Info Tech Srvc	X-ITS Telecomm Tracking System	40017	14408017	6/22/2016	GSD FY17 Capital Projects	570,000	0	0	570,000	0	0	
Info Tech Srvc	X-ITS Web Traffic SSL Inspection	40017	14409017	6/22/2016	GSD FY17 Capital Projects	282,000	0	0	282,000	0	0	
Info Tech Srvc	x-ITSHyperion Budget Sys Ph II	40017	14410017	6/22/2016	GSD FY17 Capital Projects	500,000	0	0	500,000	0	0	
Info Tech Srvc	x-ITS Data Encryption	40017	14411017	6/22/2016	GSD FY17 Capital Projects	225,000	0	0	225,000	0	0	
Info Tech Srvc	X-ITS Wireless Expansion	40017	14412017	6/22/2016	GSD FY17 Capital Projects	216,000	0	0	216,000	0	0	
Info Tech Srvc	X-ITS Document Mgmt-Imaging	40017	14413017	6/22/2016	GSD FY17 Capital Projects	105,000	0	0	105,000	0	0	
Info Tech Srvc	x-ITS Content Mgmt System	40017	14414017	6/22/2016	GSD FY17 Capital Projects	500,000	0	0	500,000	0	0	
Info Tech Srvc	ITS Enterprise Video Confer'g	40017	14415017	6/22/2016	GSD FY17 Capital Projects	376,378	0	0	376,378	0	0	
Info Tech Srvc	ITS 800 MHz Expand / Upgrade	40018	14401018	6/14/2017	GSD FY18 Capital Projects	301,500	0	0	301,500	0	0	
Info Tech Srvc	X-ITS Oracle - Databases & Mware	40018	14402018	6/14/2017	GSD FY18 Capital Projects	3,510,000	0	0	3,510,000	0	0	
Info Tech Srvc	ITS Misc Tech Projcts/Upgrades	40018	14403018	6/14/2017	GSD FY18 Capital Projects	188,500	0	0	188,500	0	0	
Info Tech Srvc	ITS Radio System Upgrade/Maint	40021	14400021	3/3/2021	GSD FY21 Cap Projs RS2021-757	6,500,000	0	0	6,500,000	0	0	
Info Tech Srvc	ITS Expertise Res - Tech Constrctn Proj	40021	14401021	3/3/2021	GSD FY21 Cap Projs RS2021-757	2,700,000	(3,818)	(3,818)	2,684,026	15,974	0	
Info Tech Srvc	ITS 800 MHz Radio System Expsn / Eq	40022	14400022	12/8/2021	GSD FY22 Cap Projs RS2021-120	1,554,000	0	48,634	1,554,000	0	0	
Info Tech Srvc	ITS Infrastructr Growth-Fiberoptic Ntwk	40022	14401022	12/8/2021	GSD FY22 Cap Projs RS2021-120	2,250,000	0	133,527	2,213,472	16,787	19,741	
Info Tech Srvc	ITS Carrier Redundancy - Metro Phones	40022	14402022	12/8/2021	GSD FY22 Cap Projs RS2021-120	1,082,000	0	18,505	406,167	60,205	615,628	
Info Tech Srvc	ITS Fiber To Support '22 Transprt Plan	40022	14403022	12/8/2021	GSD FY22 Cap Projs RS2021-120	2,900,000	31,565	773,114	1,351,858	400,728	1,147,414	
Info Tech Srvc	ITS Radio System Upgrades	40024	14401024	2/21/2024	GSD FY24 Cap Projs RS2024-194	2,545,000	0	0	2,545,000	0	0	
Info Tech Srvc	ITS Private Fiberoptic Cable Network	40024	14402024	2/21/2024	GSD FY24 Cap Projs RS2024-194	800,000	0	76,884	238,800	102,160	459,040	
Info Tech Srvc	ITS Radio System Upgrades	40025	14401025	12/17/2024	GSD FY25 Cap Projs RS2024-882	3,418,000	(112,451)	1,195,761	3,418,000	0	0	
Info Tech Srvc	ITS Public Safety Communications Tools	40025	14402025	12/17/2024	GSD FY25 Cap Projs RS2024-882	1,850,000	0	0	1,850,000	0	0	
Info Tech Srvc	ITS Data Center Upgrade - Phase 1	40025	14403025	12/17/2024	GSD FY25 Cap Projs RS2024-882	5,200,000	0	116,772	3,506,651	812,167	881,182	
Info Tech Srvc	ITS Capital Project Mgmt System-Phase	40025	14404025	12/17/2024	GSD FY25 Cap Projs RS2024-882	3,000,000	16,000	183,665	311,217	308,821	2,379,962	
Info Tech Srvc	ITS POL-FamilyJustCtr-Tech	40118	14401118	11/22/2017	GSD FY18B Capital Projects	458,000	0	0	458,000	0	0	

Metropolitan Government of Nashville and Davidson County
 Quarterly Financial Updates
 Inception through December 2025
 General Obligation Capital Projects

Department Description	Business Unit Description	Fund Number	Business Unit / Job #	Project Approval Date	Fund Description	Budget	Period Actual Amount	YTD Actual	Inception to Date Actual	Encumbrnc Amount	Remaining Balance	Notes
Info Tech Srvc	ITS Expand Private FbrOptCable	40118	14402118	11/22/2017	GSD FY18B Capital Projects	774,000	0	0	774,000	0	0	
Info Tech Srvc	ITS MS Forefront ID Mgr Sftwr	40118	14403118	11/22/2017	GSD FY18B Capital Projects	720,000	0	0	720,000	0	0	
Info Tech Srvc	ITS Constructn & Tech Projects	40119	14401119	10/22/2018	GSD FY19B Capital Projects	2,100,000	0	0	1,997,266	102,734	0	
Info Tech Srvc	ITS Fiberoptic Cable Network	40119	14402119	10/22/2018	GSD FY19B Capital Projects	1,200,000	0	0	1,200,000	0	0	
Info Tech Srvc	ITS InfoSecur Mgmt Prg Conslts	40119	14403119	10/22/2018	GSD FY19B Capital Projects	90,000	0	0	90,000	0	0	
Info Tech Srvc	ITS Server & Storage Space	40119	14404119	10/22/2018	GSD FY19B Capital Projects	416,000	0	0	416,000	0	0	
Info Tech Srvc	ITS MgmtSecur Info&Event Mgmt	40119	14405119	10/22/2018	GSD FY19B Capital Projects	572,600	0	0	572,600	0	0	
Info Tech Srvc	ITS 800Mhz RadioSyst Exp&Upgrd	40119	14406119	10/22/2018	GSD FY19B Capital Projects	1,918,000	0	0	1,918,000	0	0	
Info Tech Srvc	x-ITS Disaster Recovery Plans	40202	14402001	6/10/2009	GSD Capital Improvement Plan	1,000,000	0	0	0	0	1,000,000	
Info Tech Srvc	x-ITS Imaging Proj for MCL	40202	14402002	6/10/2009	GSD Capital Improvement Plan	100,000	0	0	0	0	100,000	
Info Tech Srvc	ITS Cityworks	48011	14481011	9/27/2010	USD FY11 Capital Projects Fund	194,100	0	0	0	0	194,100	
INFORMATION TECHNOLOGY SERVICE TOTALS						117,018,919	(68,704)	2,543,044	107,893,290	1,821,398	7,304,231	
Finance	x-FIN Enterprise Financial Sys	40009	15401010	6/10/2009	GSD FY10 Capital Projects Fund	2,755,881	0	0	2,755,881	0	0	
Finance	x-FIN E Procurement	40009	15402010	6/10/2009	GSD FY10 Capital Projects Fund	408,373	0	0	408,373	0	0	
Finance	x-FIN E Budget	40009	15403010	6/10/2009	GSD FY10 Capital Projects Fund	179,666	0	0	179,666	0	0	
Finance	FIN Hold for Flood Projects	40011	15403011	9/27/2010	GSD FY11 Capital Projects Fund	500,000	0	0	0	0	500,000	
Finance	x-FIN Flood Related Projects	40011	15404011	9/27/2010	GSD FY11 Capital Projects Fund	3,550,000	0	0	3,550,000	0	0	
Finance	x-FIN Public Works FloodCapital	40011	15404211	9/27/2010	GSD FY11 Capital Projects Fund	826,526	0	0	826,526	0	0	
Finance	x-FIN W&S SW Waterford FloodCap	40011	15404311	9/27/2010	GSD FY11 Capital Projects Fund	412,580	0	0	412,580	0	0	
Finance	FIN EBS Replacement	40018	15401018	6/14/2017	GSD FY18 Capital Projects	12,475,000	0	0	12,475,000	0	0	
Finance	FIN Sys Implementation Support	40018	15402018	6/14/2017	GSD FY18 Capital Projects	600,000	0	0	600,000	0	0	
Finance	FIN Sys Impl Support-MNPS	40018	15403018	6/14/2017	GSD FY18 Capital Projects	400,000	0	0	400,000	0	0	
Finance	FIN Hyperion / Budget Mgmt System	40021	15400021	3/3/2021	GSD FY21 Cap Projs RS2021-757	2,000,000	0	0	1,997,851	0	2,149	
Finance	FIN Participatory Bud Pilot-N Nash Infra	40021	15401021	3/3/2021	GSD FY21 Cap Projs RS2021-757	474,838	0	0	25,000	0	449,838	
Finance	FIN Satellite City Payments	40022	15401022	12/8/2021	GSD FY22 Cap Projs RS2021-120	1,500,000	0	0	0	0	1,500,000	
Finance	FIN Participatory Budgeting	40022	15402022	12/8/2021	GSD FY22 Cap Projs RS2021-120	270,200	(5,000)	(5,000)	10,000	5,000	255,200	
Finance	FIN Migration Oracle Cloud-ERP Phase	40024	15401024	2/21/2024	GSD FY24 Cap Projs RS2024-194	16,500,000	(492,025)	566,581	15,382,038	767,045	350,917	
Finance	FIN Migration Oracle Cloud-ERP Phase	40025	15401025	12/17/2024	GSD FY25 Cap Projs RS2024-882	18,500,000	(180,853)	5,212,521	11,026,874	7,489,506	(16,380)	*
Finance	FIN EBS Replacement-R12	40118	15401118	11/22/2017	GSD FY18B Capital Projects	6,000,000	0	0	6,000,000	0	0	
Finance	FIN Affordbl Housing Commitmnt	40119	15401119	10/22/2018	GSD FY19B Capital Projects	28,591,400	0	0	28,591,400	0	0	
Finance	FIN R12 Financial Software	40119	15402119	10/22/2018	GSD FY19B Capital Projects	5,000,000	0	0	5,000,000	0	0	
Finance	FIN R12 Fincl Softw GG Backfil	40119	15403119	10/22/2018	GSD FY19B Capital Projects	600,000	0	0	600,000	0	0	
Finance	FIN R12 FinSoftw MNPS Backfill	40119	15404119	10/22/2018	GSD FY19B Capital Projects	400,000	0	0	400,000	0	0	
Finance	FIN R12 Assessment & Phase 2.1	40220	15400220	3/18/2020	GSD FY20B Cap Projs RS2020-21	2,500,000	0	0	2,499,948	0	52	
Finance	FIN Emergency Response Fds	40220	15401220	3/18/2020	GSD FY20B Cap Projs RS2020-21	4,000,000	0	1,365	35,498	0	3,964,502	
Finance	FIN ITS Emergency Response Fds	40220	15402220	3/18/2020	GSD FY20B Cap Projs RS2020-21	948,850	0	0	948,850	0	0	
Finance	FIN PAR Tornado Damage Fds	40220	15406220	3/18/2020	GSD FY20B Cap Projs RS2020-21	0	0	0	0	0	0	

Metropolitan Government of Nashville and Davidson County
 Quarterly Financial Updates
 Inception through December 2025
 General Obligation Capital Projects

Department Description	Business Unit Description	Fund Number	Business Unit / Job #	Project Approval Date	Fund Description	Budget	Period Actual Amount	YTD Actual	Inception to Date Actual	Encumbrnc Amount	Remaining Balance	Notes
Finance	FIN FAR Tornado Damage Funds	40220	15413220	3/18/2020	GSD FY20B Cap Projs RS2020-21	200,000	0	0	0	0	200,000	
Finance	FIN GSR Bldgs Tornado Damage Funds	40220	15414220	3/18/2020	GSD FY20B Cap Projs RS2020-21	1,000,000	0	0	1,000,000	0	0	
Finance	FIN POL Tornado Damage Funds	40220	15415220	3/18/2020	GSD FY20B Cap Projs RS2020-21	500,000	0	0	0	0	500,000	
Finance	FIN PW Tornado Damage Funds	40220	15417220	3/18/2020	GSD FY20B Cap Projs RS2020-21	0	0	0	0	0	0	
FINANCE TOTALS						111,093,314	(677,878)	5,775,467	95,125,485	8,261,551	7,706,278	
* Overage due to Encumbrances. Negative Balance will Clear as Actual Payments are Made or Encumbrances are Cancelled.												
Circuit Court Clerk	x-CIR Traffic Violation Mgt Sys	40009	23401010	6/10/2009	GSD FY10 Capital Projects Fund	1,931,269	0	0	1,931,269	0	0	
CIRCUIT COURT CLERK TOTALS						1,931,269	0	0	1,931,269	0	0	
Juvenile Court	JUV JJC Process Program Mgr	40021	26400021	3/3/2021	GSD FY21 Cap Projs RS2021-757	450,000	0	0	450,000	0	0	
Juvenile Court	JUV JJC Port Trailer Addnl Court Area	40021	26401021	3/3/2021	GSD FY21 Cap Projs RS2021-757	750,000	0	0	750,000	0	0	
Juvenile Court	JUV New Facility-Juv Justice Ctr-Phase	40022	26400022	12/8/2021	GSD FY22 Cap Projs RS2021-120	30,000,000	(52,683)	1,573,545	26,608,235	3,103,490	288,275	
Juvenile Court	JUV New Juv Justice Ctr-Constr Phase	40023	26400023	2/21/2023	GSD FY23 Cap Projs RS2023-197	92,000,000	0	22,030,305	59,576,461	32,349,887	73,652	
Juvenile Court	JUV Juvenile Justice Ctr-Constrtn Phase	40024	26400024	2/21/2024	GSD FY24 Cap Projs RS2024-194	60,000,000	0	22,868,602	31,907,204	27,908,841	183,955	
Juvenile Court	JUV Juvenile Justice Ctr-Constrtn Phase	40025	26400025	12/17/2024	GSD FY25 Cap Projs RS2024-882	88,000,000	0	359,379	359,379	81,160,180	6,480,441	
Juvenile Court	x-JUV Transf CFC to Howard Bld	40202	26402001	6/10/2009	GSD Capital Improvement Plan	140,000	0	0	0	0	140,000	
JUVENILE COURT TOTALS						271,340,000	(52,683)	46,831,831	119,651,279	144,522,398	7,166,323	
Justice Integration Services	x-JIS OJIES OpenJusInfoExchgSys	40009	29401010	6/10/2009	GSD FY10 Capital Projects Fund	509,854	0	0	509,854	0	0	
JUSTICE INTEGRATION SRVCS TOTALS						509,854	0	0	509,854	0	0	
Sheriff	x-SHE CJC Inmate Shower Renov	40009	30401010	6/10/2009	GSD FY10 Capital Projects Fund	396,593	0	0	396,593	0	0	
SHERIFF TOTALS						396,593	0	0	396,593	0	0	
Police	x-POL Facility Closeout	40009	31402010	6/10/2009	GSD FY10 Capital Projects Fund	175,380	0	0	175,380	0	0	
Police	x-PO Records Mgt Software	40009	31403010	6/10/2009	GSD FY10 Capital Projects Fund	1,489,164	0	0	1,489,164	0	0	
Police	x-POL Crime Lab FY10 Carry Fwd	40009	31404010	6/10/2009	GSD FY10 Capital Projects Fund	509,575	0	0	509,575	0	0	
Police	x-POL SWAT Bomb Fleet	40009	31405010	6/10/2009	GSD FY10 Capital Projects Fund	24,443	0	0	24,443	0	0	
Police	POL TrainingAcademyFacLst	40009	31406010	6/10/2009	GSD FY10 Capital Projects Fund	698,000	0	0	698,000	0	0	
Police	x-POL West CF to FY10	40009	31407010	6/10/2009	GSD FY10 Capital Projects Fund	1,696,718	0	0	1,696,718	0	0	
Police	x-POL Plan Precincts	40009	31408010	6/10/2009	GSD FY10 Capital Projects Fund	500,000	0	0	500,000	0	0	
Police	x-POL Crime Lab FY10	40009	31409010	6/10/2009	GSD FY10 Capital Projects Fund	12,483,212	0	0	12,483,212	0	0	
Police	POL West Precinct FY10	40009	31410010	6/10/2009	GSD FY10 Capital Projects Fund	11,222,060	0	0	11,222,060	0	0	

Metropolitan Government of Nashville and Davidson County
Quarterly Financial Updates
Inception through December 2025
General Obligation Capital Projects

Department Description	Business Unit Description	Fund Number	Business Unit / Job #	Project Approval Date	Fund Description	Budget	Period Actual Amount	YTD Actual	Inception to Date Actual	Encumbrnc Amount	Remaining Balance	Notes
Police	x-POL Midtown Hills Land/Const	40011	31402011	9/27/2010	GSD FY11 Capital Projects Fund	6,748,200	0	0	6,748,200	0	0	
Police	x-POL DNA/Crime Lab Equipment	40013	31402013	6/19/2012	GSD FY13 Capital Projects Fund	3,913,899	0	0	3,913,899	0	0	
Police	x-POL IT Upgrades	40013	31403013	6/19/2012	GSD FY13 Capital Projects Fund	1,988,253	0	0	1,988,253	0	0	
Police	x-POL/GSR DNA/Crime Lab Constr	40013	31404013	6/19/2012	GSD FY13 Capital Projects Fund	4,000,000	0	0	4,000,000	0	0	
Police	x-POL Murfreesboro Rd Project	40015	31401015	6/18/2014	GSD FY15 Capital Projects	3,208,934	0	0	3,208,934	0	0	
Police	POL South Police Precinct	40016	31401016	6/10/2015	GSD FY16 Capital Projects	10,000,000	0	67,027	9,907,146	102,343	(9,489)	*
Police	POL Family Justice Center	40016	31402016	6/10/2015	GSD FY16 Capital Projects	13,993,576	0	0	13,993,576	0	0	
Police	POL Public Safety Campus-Murf	40016	31403016	6/10/2015	GSD FY16 Capital Projects	655,886	0	0	655,886	0	0	
Police	POL Family Justice Center-ITS	40016	31404016	6/10/2015	GSD FY16 Capital Projects	1,114,824	0	0	1,114,824	0	0	
Police	POL Body/Dash Cameras	40018	31401018	6/14/2017	GSD FY18 Capital Projects	15,000,000	0	0	14,603,120	0	396,880	
Police	POL Southeast Police Precinct (Murf Rd)	40021	31400021	6/10/2009	GSD FY21 Cap Projs RS2021-757	12,000,000	0	950,077	11,618,282	166,344	215,374	
Police	POL AFIS Upgrade	40021	31401021	3/3/2021	GSD FY21 Cap Projs RS2021-757	4,000,000	0	533,658	2,070,208	507,000	1,422,792	
Police	POL Crime Lab Instrumentation Upgrade	40021	31402021	3/3/2021	GSD FY21 Cap Projs RS2021-757	3,500,000	0	646,812	2,555,758	282,338	661,904	
Police	POL Training Academy-Vehicle Op Cour	40022	31400022	12/8/2021	GSD FY22 Cap Projs RS2021-120	2,500,000	0	0	0	0	2,500,000	
Police	POL Training Acdmy-Utlty Safety Upgrad	40022	31401022	12/8/2021	GSD FY22 Cap Projs RS2021-120	5,000,000	0	248,459	577,911	459,424	3,962,665	
Police	POL Helicopter Hangar	40022	31402022	12/8/2021	GSD FY22 Cap Projs RS2021-120	250,000	0	7,394	7,394	139,239	103,367	
Police	POL Training Academy - Planning & Des	40022	31403022	12/8/2021	GSD FY22 Cap Projs RS2021-120	1,000,000	0	0	672,753	0	327,247	
Police	POL PTA Gun Range Planning / Design	40023	31400023	2/21/2023	GSD FY23 Cap Projs RS2023-197	1,000,000	0	0	0	0	1,000,000	
Police	POL Police Mounted Patrol Barn	40023	31401023	2/21/2023	GSD FY23 Cap Projs RS2023-197	4,497,000	0	0	4,000,000	449,083	47,917	
Police	POL Replace EoL Records Mgmt System	40024	31401024	2/21/2024	GSD FY24 Cap Projs RS2024-194	3,000,000	0	0	0	0	3,000,000	
Police	POL Assess Downtown Precint	40202	31402001	3/3/2021	GSD Capital Improvement Plan	50,000	0	0	0	0	50,000	
Police	POL Replace 2 Helicopters	40220	31400220	3/18/2020	GSD FY20B Cap Projs RS2020-21	13,580,000	0	0	13,151,814	7,271	420,915	
Police	POL Mounted Patrol Barn Plan/Constr	40220	31401220	3/18/2020	GSD FY20B Cap Projs RS2020-21	1,620,000	(634)	4,620	1,601,260	12,557	6,183	
Police	POL Central Police Distr Const	48113	31482113	2/12/2013	USD FY13B Capital Projects	3,988,108	0	0	3,988,108	0	0	
Police	POL Central Prec IT & Security	48113	31483113	2/12/2013	USD FY13B Capital Projects	314,505	0	0	314,505	0	0	
POLICE TOTALS						145,721,737	(634)	2,458,047	129,490,383	2,125,599	14,105,755	
* Overage due to Encumbrances. Negative Balance will Clear as Actual Payments are Made or Encumbrances are Cancelled.												
Fire	x-FIR Master Plan CF FY10	40009	32403010	6/10/2009	GSD FY10 Capital Projects Fund	10,782,441	0	0	10,782,441	0	0	
Fire	x-FIR Training Tower	40009	32404010	6/10/2009	GSD FY10 Capital Projects Fund	700,000	0	0	700,000	0	0	
Fire	FIR Master Plan Implementation	40011	32403011	9/27/2010	GSD FY11 Capital Projects Fund	7,500,000	0	0	7,500,000	0	0	
Fire	FIR 3800 Charlotte Move	40011	32404011	9/27/2010	GSD FY11 Capital Projects Fund	860,000	0	0	860,000	0	0	
Fire	x-FIR Master Plan Implementati	40013	32403013	6/19/2012	GSD FY13 Capital Projects Fund	12,000,000	0	0	12,000,000	0	0	
Fire	x-FIR Master Plan Implementatio	40014	32403014	6/12/2013	GSD FY14 Capital Projects	10,000,000	0	0	10,000,000	0	0	
Fire	FIR Master Plan Implementation	40015	32401015	6/18/2014	GSD FY15 Capital Projects	9,842,000	0	0	9,842,000	0	0	
Fire	FIR Major Equip/Mini Pumper	40015	32402015	6/18/2014	GSD FY15 Capital Projects	2,000,000	0	0	2,000,000	0	0	
Fire	x-FIR Master Plan Implementation	40016	32401016	6/10/2015	GSD FY16 Capital Projects	10,000,000	0	0	10,000,000	0	0	
Fire	FIR Fire Station 2 Replacement	40021	32400021	3/3/2021	GSD FY21 Cap Projs RS2021-757	14,000,000	52,067	2,413,835	2,509,803	1,861,126	9,629,071	
Fire	FIR Heavy Apparatus Replacement	40021	32401021	3/3/2021	GSD FY21 Cap Projs RS2021-757	15,000,000	0	0	15,000,000	0	0	

Metropolitan Government of Nashville and Davidson County
 Quarterly Financial Updates
 Inception through December 2025
 General Obligation Capital Projects

Department Description	Business Unit Description	Fund Number	Business Unit / Job #	Project Approval Date	Fund Description	Budget	Period Actual Amount	YTD Actual	Inception to Date Actual	Encumbrnc Amount	Remaining Balance	Notes
Fire	FIR Fire Station #25	40022	32400022	12/8/2021	GSD FY22 Cap Projs RS2021-120	12,000,000	0	110,012	231,424	1,657,800	10,110,776	
Fire	FIR Fire Station #24 - Planning	40022	32401022	12/8/2021	GSD FY22 Cap Projs RS2021-120	1,000,000	0	7,990	46,041	901,434	52,525	
Fire	FIR Replace Heavy Apparatus	40022	32402022	12/8/2021	GSD FY22 Cap Projs RS2021-120	15,000,000	0	1,347,958	14,990,991	0	9,009	
Fire	FIR Major Repair / Maintenance	40022	32403022	12/8/2021	GSD FY22 Cap Projs RS2021-120	1,000,000	0	0	1,000,000	0	0	
Fire	FIR Station #2 / Cost Escaltn & Mixed Us	40023	32400023	2/21/2023	GSD FY23 Cap Projs RS2023-197	11,000,000	0	0	0	0	11,000,000	
Fire	FIR MstrPlan-New Station-Planning/Desi	40023	32401023	2/21/2023	GSD FY23 Cap Projs RS2023-197	250,000	0	0	7,390	4,565	238,045	
Fire	FIR New Fire Station #24	40024	32401024	2/21/2024	GSD FY24 Cap Projs RS2024-194	15,000,000	0	18,010	18,010	595,561	14,386,429	
Fire	FIR Fire Station #25 Closeout	40024	32402024	2/21/2024	GSD FY24 Cap Projs RS2024-194	6,000,000	0	0	3,122,687	0	2,877,313	
Fire	FIR Major Repair / Maintenance	40024	32403024	2/21/2024	GSD FY24 Cap Projs RS2024-194	2,000,000	0	0	2,000,000	0	0	
Fire	FIR Update Fire Master Plan	40025	32401025	12/17/2024	GSD FY25 Cap Projs RS2024-882	1,500,000	0	0	0	0	1,500,000	
Fire	FIR Riverfront Security	40025	32402025	12/17/2024	GSD FY25 Cap Projs RS2024-882	1,500,000	(7,584)	299,845	299,845	7,584	1,192,571	
Fire	FIR Major Repair / Maintenance	40025	32403025	12/17/2024	GSD FY25 Cap Projs RS2024-882	2,000,000	378,155	378,155	752,721	0	1,247,279	
Fire	FIR Dock for Emergency Boat Access D	40025	32404045	12/17/2024	GSD FY25 Cap Projs RS2024-882	250,000	0	0	0	0	250,000	
Fire	FIR Relocate Firehouse	40202	32402001	6/10/2009	GSD Capital Improvement Plan	50,000	0	0	46,500	0	3,500	
Fire	FIR Firefighter Monument	40202	32402002	6/10/2009	GSD Capital Improvement Plan	50,000	0	0	0	0	50,000	
Fire	FIR Replace Fire Stations 2 25	40220	32400220	3/18/2020	GSD FY20B Cap Projs RS2020-21	1,250,000	4,170	200,837	1,238,539	10,547	914	
Fire	FIR USD Station 35	48009	32405010	6/10/2009	USD FY10 Capital Projects Fund	2,000,000	0	0	2,000,000	0	0	
Fire	x-FIR USD Equipment	48009	32491010	6/10/2009	USD FY10 Capital Projects Fund	91,386	0	0	91,386	0	0	
	FIRE TOTALS					164,625,827	426,808	4,776,642	107,039,778	5,038,617	52,547,432	
Codes Admin	COD Tech for KIVA Syst Upgrade	40013	33401013	6/19/2012	GSD FY13 Capital Projects Fund	4,711,397	0	0	4,170,219	0	541,178	
	CODES ADMINISTRATION TOTALS					4,711,397	0	0	4,170,219	0	541,178	
Health	x-HEA East Clinic Mech HVAC	40009	38401010	6/10/2009	GSD FY10 Capital Projects Fund	125,886	0	0	125,886	0	0	
Health	x-HEA Lentz Public Health Ctr	40113	38401113	2/12/2013	GSD FY13B Capital Projects	29,533,841	0	0	29,533,841	0	0	
Health	HEA Replace Woodbine Clinic Planning	40220	38400220	3/18/2020	GSD FY20B Cap Projs RS2020-21	1,000,000	0	0	36,679	0	963,321	
	HEALTH TOTALS					30,659,727	0	0	29,696,406	0	963,321	
Public Library	x-LIB Goodlettsville Librar	40009	39401010	6/10/2009	GSD FY10 Capital Projects Fund	5,242,874	0	0	5,242,874	0	0	
Public Library	x-LIB Bellevue Lib PlanningLand	40011	39401011	9/27/2010	GSD FY11 Capital Projects Fund	1,081,683	0	0	1,081,683	0	0	
Public Library	LIB Bellevue Lib Constr/Equip	40013	39401013	6/19/2012	GSD FY13 Capital Projects Fund	8,928,733	0	0	8,928,733	0	0	
Public Library	x-LIB Archive Planning	40013	39401113	6/19/2012	GSD FY13 Capital Projects Fund	500,000	0	0	500,000	0	0	
Public Library	LIB Archive Renov Main Library	40013	39401213	6/19/2012	GSD FY13 Capital Projects Fund	1,939,867	0	0	1,939,862	0	5	
Public Library	x-LIB Miscellaneous Maintenance	40014	39401014	6/12/2013	GSD FY14 Capital Projects	3,999,736	0	0	3,999,736	0	0	
Public Library	x-LIB Limitless Library MS	40014	39402014	6/12/2013	GSD FY14 Capital Projects	1,000,000	0	0	1,000,000	0	0	
Public Library	x-LIB Miscellaneous Maintenance	40015	39401015	6/18/2014	GSD FY15 Capital Projects	4,421,717	0	0	4,421,717	0	0	

Metropolitan Government of Nashville and Davidson County
 Quarterly Financial Updates
 Inception through December 2025
 General Obligation Capital Projects

Department Description	Business Unit Description	Fund Number	Business Unit / Job #	Project Approval Date	Fund Description	Budget	Period Actual Amount	YTD Actual	Inception to Date Actual	Encumbrnc Amount	Remaining Balance	Notes
Public Library	LIB Limitless Library Upgrade	40015	39402015	6/18/2014	GSD FY15 Capital Projects	1,000,000	0	0	1,000,000	0	0	
Public Library	x-LIB Miscellaneous Maintenance	40016	39401016	6/10/2015	GSD FY16 Capital Projects	1,992,061	0	0	1,992,061	0	0	
Public Library	LIB Limitless Library Upgrade	40016	39402016	6/10/2015	GSD FY16 Capital Projects	1,000,000	0	0	1,000,000	0	0	
Public Library	LIB Maintenance	40017	39401017	6/22/2016	GSD FY17 Capital Projects	4,000,000	0	2,079	3,999,836	2,243	(2,079)	*
Public Library	LIB New Donelson Library	40017	39402017	6/22/2016	GSD FY17 Capital Projects	9,023,593	0	7,257	9,006,340	14,702	2,551	
Public Library	LIB New Donelson Library-ITS	40017	39442017	6/22/2016	GSD FY17 Capital Projects	126,365	0	0	126,365	0	0	
Public Library	LIB Planning - Hadley Park	40018	39401018	6/14/2017	GSD FY18 Capital Projects	500,000	0	4,564	50,983	7,659	441,358	
Public Library	LIB General Maintenance	40021	39400021	3/3/2021	GSD FY21 Cap Projs RS2021-757	1,700,000	0	9,589	1,682,613	11,949	5,438	
Public Library	LIB Major Repairs Systemwide	40022	39400022	12/8/2021	GSD FY22 Cap Projs RS2021-120	4,000,000	0	207,265	2,147,651	987,067	865,282	
Public Library	LIB Master Plan - Richland Campus	40022	39401022	12/8/2021	GSD FY22 Cap Projs RS2021-120	250,000	0	0	0	0	250,000	
Public Library	LIB Master Plan - Hadley Park Branch	40022	39402022	12/8/2021	GSD FY22 Cap Projs RS2021-120	250,000	0	0	33,016	3,850	213,134	
Public Library	LIB PB Bordeaux Library Land Acquis	40022	39402122	12/8/2021	GSD FY22 Cap Projs RS2021-120	2,700	0	0	2,700	0	0	
Public Library	LIB PB Looby Commty Ctr Library Garde	40022	39402222	12/8/2021	GSD FY22 Cap Projs RS2021-120	50,000	0	0	35,882	0	14,118	
Public Library	LIB Main Library Infrastructure Repairs	40022	39403022	12/8/2021	GSD FY22 Cap Projs RS2021-120	5,000,000	0	67,342	468,629	573,933	3,957,438	
Public Library	LIB Major Maintenance	40023	39403022	2/21/2023	GSD FY23 Cap Projs RS2023-197	4,275,000	0	50,220	2,337,930	1,755	1,935,315	
Public Library	LIB PEG Studio Relo - Planning / Design	40023	39403022	2/21/2023	GSD FY23 Cap Projs RS2023-197	500,000	0	150,759	151,598	283,054	65,348	
Public Library	LIB Hadley Library Design	40023	39403022	2/21/2023	GSD FY23 Cap Projs RS2023-197	500,000	0	0	0	0	500,000	
Public Library	LIB Cohn School Design	40023	39403022	2/21/2023	GSD FY23 Cap Projs RS2023-197	500,000	0	0	0	0	500,000	
Public Library	LIB Green Hills Branch - Renovation	40024	39401024	2/21/2024	GSD FY24 Cap Projs RS2024-194	4,341,000	0	229,561	332,122	421,229	3,587,649	
Public Library	LIB Hermitage Branch - Renovation	40024	39402024	2/21/2024	GSD FY24 Cap Projs RS2024-194	4,306,000	0	0	0	0	4,306,000	
Public Library	LIB Facility Mstr Plan - Major Maint/Repa	40024	39403024	2/21/2024	GSD FY24 Cap Projs RS2024-194	5,028,000	0	0	0	422,098	4,605,902	
Public Library	LIB Richland Library - Design Phases	40024	39404024	2/21/2024	GSD FY24 Cap Projs RS2024-194	750,000	0	0	0	0	750,000	
Public Library	LIB Hadley Park Library - Design Phases	40024	39405024	2/21/2024	GSD FY24 Cap Projs RS2024-194	750,000	0	0	0	0	750,000	
Public Library	LIB Replace Hadley Park Library-Phase	40025	39401025	12/17/2024	GSD FY25 Cap Projs RS2024-882	5,000,000	0	0	0	0	5,000,000	
Public Library	LIB Facilities Plan-Major Maint&Repairs	40025	39402025	12/17/2024	GSD FY25 Cap Projs RS2024-882	3,460,000	0	758,230	1,423,849	171,872	1,864,279	
Public Library	LIB Facilities Master Plan	40118	39401118	11/22/2017	GSD FY18B Capital Projects	2,000,000	0	0	1,980,514	17	19,469	
Public Library	LIB Richland Park Branch Plan	40119	39401119	10/22/2018	GSD FY19B Capital Projects	200,000	0	0	40,145	0	159,855	
Public Library	LIB Library Main Renovations	40119	39402119	10/22/2018	GSD FY19B Capital Projects	500,000	0	(2,150)	500,000	0	0	
PUBLIC LIBRARY TOTALS						88,119,329	0	1,484,716	55,426,839	2,901,428	29,791,062	
* Overage due to Encumbrances. Negative Balance will Clear as Actual Payments are Made or Encumbrances are Cancelled.												
Parks	x-PAR General Park Improvement	40009	40402010	6/10/2009	GSD FY10 Capital Projects Fund	151,000	0	0	151,000	0	0	
Parks	x-PAR Greenway Downtown	40009	40403010	6/10/2009	GSD FY10 Capital Projects Fund	379,327	0	0	379,327	0	0	
Parks	x-PAR Greenway Harpeth	40009	40404010	6/10/2009	GSD FY10 Capital Projects Fund	600,702	0	0	600,702	0	0	
Parks	x-PAR Greenway Open Space	40009	40405010	6/10/2009	GSD FY10 Capital Projects Fund	125,000	0	0	125,000	0	0	
Parks	x-PAR Greenway Opry Mills	40009	40406010	6/10/2009	GSD FY10 Capital Projects Fund	250,000	0	0	250,000	0	0	
Parks	PAR Greenway Mill Creek	40009	40407010	6/10/2009	GSD FY10 Capital Projects Fund	449,000	0	152	449,000	0	0	
Parks	x-PAR Greenway Richland	40009	40408010	6/10/2009	GSD FY10 Capital Projects Fund	527,000	0	0	527,000	0	0	

Metropolitan Government of Nashville and Davidson County
 Quarterly Financial Updates
 Inception through December 2025
 General Obligation Capital Projects

Department Description	Business Unit Description	Fund Number	Business Unit / Job #	Project Approval Date	Fund Description	Budget	Period Actual Amount	YTD Actual	Inception to Date Actual	Encumbrnc Amount	Remaining Balance	Notes
Parks	x-PAR Harpeth Soccer	40009	40409010	6/10/2009	GSD FY10 Capital Projects Fund	85,000	0	0	85,000	0	0	
Parks	x-PAR Joelton Grant Match	40009	40410010	6/10/2009	GSD FY10 Capital Projects Fund	500,000	0	0	500,000	0	0	
Parks	PAR Land Acq Antioch	40009	40411010	6/10/2009	GSD FY10 Capital Projects Fund	650,000	0	0	650,000	0	0	
Parks	x-PAR Land Acq Heartland Mill	40009	40412010	6/10/2009	GSD FY10 Capital Projects Fund	252,990	0	0	252,990	0	0	
Parks	x-PAR Land Acq Warner	40009	40413010	6/10/2009	GSD FY10 Capital Projects Fund	1,500,000	0	0	1,500,000	0	0	
Parks	x-PAR McCabe Center	40009	40414010	6/10/2009	GSD FY10 Capital Projects Fund	4,099,565	0	0	4,099,565	0	0	
Parks	x-PAR Warner Youth Sports Field	40009	40417010	6/10/2009	GSD FY10 Capital Projects Fund	400,000	0	0	400,000	0	0	
Parks	PAR Plan SE with Health	40009	40419010	6/10/2009	GSD FY10 Capital Projects Fund	500,000	0	0	500,000	0	0	
Parks	x-PAR New Sevier Community Ctr	40011	40402011	9/27/2010	GSD FY11 Capital Projects Fund	3,998,167	0	0	3,998,167	0	0	
Parks	x-PAR Greenway Projects	40011	40403011	9/27/2010	GSD FY11 Capital Projects Fund	3,250,000	0	0	3,249,995	0	5	
Parks	x-PAR Open Space Revolving Fund	40011	40405011	9/27/2010	GSD FY11 Capital Projects Fund	5,000,000	0	0	5,000,000	0	0	
Parks	x-PAR Centennial Prk MasterPlan	40011	40406011	9/27/2010	GSD FY11 Capital Projects Fund	499,713	0	0	499,713	0	0	
Parks	x-PAR Two Rivers Mansion Reno	40011	40407011	9/27/2010	GSD FY11 Capital Projects Fund	750,000	0	0	750,000	0	0	
Parks	x-PAR Sportsplex Renovations	40011	40408011	9/27/2010	GSD FY11 Capital Projects Fund	1,999,997	0	0	1,999,997	0	0	
Parks	x-PAR Fairgrounds Park Plan/Dev	40011	40409011	9/27/2010	GSD FY11 Capital Projects Fund	2,000,000	0	0	2,000,000	0	0	
Parks	x-PAR Joelton Park Improvements	40011	40410011	9/27/2010	GSD FY11 Capital Projects Fund	250,000	0	0	250,000	0	0	
Parks	x-PAR Warner Park Local Match	40011	40413011	9/27/2010	GSD FY11 Capital Projects Fund	308,658	0	0	308,658	0	0	
Parks	x-PAR Shelby Park Master Plan	40011	40414011	9/27/2010	GSD FY11 Capital Projects Fund	993,959	0	0	993,959	0	0	
Parks	x-PAR North Nashville Greenway	40011	40415011	9/27/2010	GSD FY11 Capital Projects Fund	1,601,800	0	0	1,601,800	0	0	
Parks	PAR Greenway Projects	40013	40401013	6/19/2012	GSD FY13 Capital Projects Fund	3,915,866	0	0	3,915,866	0	0	
Parks	x-PAR Two Rivers	40013	40402013	6/19/2012	GSD FY13 Capital Projects Fund	500,000	0	0	500,000	0	0	
Parks	x-PAR Centennial Prk MasterPlan	40013	40403013	6/19/2012	GSD FY13 Capital Projects Fund	2,000,000	0	0	2,000,000	0	0	
Parks	x-PAR Shelby Park Master Plan	40013	40404013	6/19/2012	GSD FY13 Capital Projects Fund	2,484,813	0	0	2,484,813	0	0	
Parks	x-PAR Mountain Bike	40013	40405013	6/19/2012	GSD FY13 Capital Projects Fund	969,087	0	0	969,087	0	0	
Parks	x-PAR Centennial Sportsplex	40013	40406013	6/19/2012	GSD FY13 Capital Projects Fund	1,039,294	0	0	1,039,294	0	0	
Parks	x-PAR Ft Nashborough	40013	40407013	6/19/2012	GSD FY13 Capital Projects Fund	993,244	0	0	993,244	0	0	
Parks	PAR Dog Parks	40013	40408013	6/19/2012	GSD FY13 Capital Projects Fund	974,162	0	0	974,162	0	0	
Parks	PAR Deferred Maintenance	40013	40409013	6/19/2012	GSD FY13 Capital Projects Fund	5,914,804	0	0	5,914,804	0	0	
Parks	PAR Open Space Riverfront Devl	40013	40410013	6/19/2012	GSD FY13 Capital Projects Fund	14,868,585	0	0	14,868,585	0	0	
Parks	x-PAR North Nashville Greenway	40013	40411013	6/19/2012	GSD FY13 Capital Projects Fund	2,013,655	0	0	2,013,655	0	0	
Parks	x-PAR Greenway Projects	40014	40401014	6/12/2013	GSD FY14 Capital Projects	2,962,901	0	0	2,962,901	0	0	
Parks	PAR Centennial Prk Master Plan	40014	40403014	6/12/2013	GSD FY14 Capital Projects	1,500,000	0	794	1,494,546	0	5,454	
Parks	PAR Shelby Park Master Plan	40014	40404014	6/12/2013	GSD FY14 Capital Projects	1,177,570	0	0	1,177,570	0	0	
Parks	x-PAR Centennial Sportsplex	40014	40406014	6/12/2013	GSD FY14 Capital Projects	1,000,000	0	0	1,000,000	0	0	
Parks	PAR Deferred Maintenance	40014	40409014	6/12/2013	GSD FY14 Capital Projects	9,982,430	0	0	9,973,688	4,992	3,750	
Parks	x-PAR Open Space Riverfront Dev	40014	40410014	6/12/2013	GSD FY14 Capital Projects	24,500,000	0	0	24,500,000	0	0	
Parks	x-PAR Nashville Zoo	40014	40411014	6/12/2013	GSD FY14 Capital Projects	5,000,000	0	0	5,000,000	0	0	
Parks	x-PAR First Ave / Riverfront	40014	40420014	6/12/2013	GSD FY14 Capital Projects	500,000	0	0	500,000	0	0	
Parks	PAR Greenway Projects	40015	40401015	6/18/2014	GSD FY15 Capital Projects	3,000,000	0	0	3,000,000	0	0	

Metropolitan Government of Nashville and Davidson County
Quarterly Financial Updates
Inception through December 2025
General Obligation Capital Projects

Department Description	Business Unit Description	Fund Number	Business Unit / Job #	Project Approval Date	Fund Description	Budget	Period Actual Amount	YTD Actual	Inception to Date Actual	Encumbrnc Amount	Remaining Balance	Notes
Parks	PAR Warner Park Master Plan	40015	40402015	6/18/2014	GSD FY15 Capital Projects	4,946,183	0	0	4,946,183	0	0	
Parks	PAR CentennialPark Master Plan	40015	40403015	6/18/2014	GSD FY15 Capital Projects	4,000,000	0	0	4,000,000	0	0	
Parks	PAR Open Space	40015	40404015	6/18/2014	GSD FY15 Capital Projects	1,700,000	0	0	1,463,451	0	236,549	
Parks	PAR Stones River/Ravenwood	40015	40405015	6/18/2014	GSD FY15 Capital Projects	2,500,000	0	0	2,409,385	13,108	77,507	
Parks	PAR Deferred Maintenance	40015	40406015	6/18/2014	GSD FY15 Capital Projects	8,057,430	(4,192)	18,687	7,985,711	7,579	64,140	
Parks	x-PAR Master Plan Update	40015	40407015	6/18/2014	GSD FY15 Capital Projects	468,050	0	0	468,050	0	0	
Parks	PAR Madison/SE Community Ctr	40015	40408015	6/18/2014	GSD FY15 Capital Projects	996,387	0	0	996,387	0	0	
Parks	x-PAR Nashville Zoo	40015	40409015	6/18/2014	GSD FY15 Capital Projects	10,000,000	0	0	10,000,000	0	0	
Parks	PAR Greenway Projects	40016	40401016	6/10/2015	GSD FY16 Capital Projects	5,000,000	104,110	234,024	4,522,241	403,115	74,644	
Parks	PAR Open Space	40016	40402016	6/10/2015	GSD FY16 Capital Projects	18,000,000	0	0	17,898,634	0	101,366	
Parks	PAR Maintenance	40016	40403016	6/10/2015	GSD FY16 Capital Projects	5,042,832	0	0	5,042,832	0	0	
Parks	PAR Madison Community Ctr	40016	40404016	6/10/2015	GSD FY16 Capital Projects	8,958,317	0	0	8,958,317	0	0	
Parks	PAR Southeast Community Ctr	40016	40405016	6/10/2015	GSD FY16 Capital Projects	2,998,851	0	0	2,998,851	0	0	
Parks	PAR Hadley Tennis Ctr	40016	40406016	6/10/2015	GSD FY16 Capital Projects	1,000,000	0	0	1,000,000	0	0	
Parks	PAR Una Antioch	40016	40407016	6/10/2015	GSD FY16 Capital Projects	1,000,000	0	0	1,000,000	0	0	
Parks	PAR Nashville Zoo	40016	40408016	6/10/2015	GSD FY16 Capital Projects	10,000,000	0	0	10,000,000	0	0	
Parks	PAR Greenways	40017	40401017	6/22/2016	GSD FY17 Capital Projects	5,000,000	(2,100)	54,790	4,277,133	157,574	565,293	
Parks	PAR Smith Springs Commty Ctr	40017	40402017	6/22/2016	GSD FY17 Capital Projects	7,000,000	0	0	7,000,000	0	0	
Parks	PAR Centennial Park	40017	40403017	6/22/2016	GSD FY17 Capital Projects	5,000,000	0	119,264	4,809,631	273,267	(82,898)	*
Parks	PAR Land Acquisition	40017	40404017	6/22/2016	GSD FY17 Capital Projects	5,000,000	0	0	4,986,057	0	13,943	
Parks	PAR Soccer Fields	40017	40405017	6/22/2016	GSD FY17 Capital Projects	2,884,012	0	0	2,884,012	0	0	
Parks	PAR Maintenance/Small Park Imp	40017	40406017	6/22/2016	GSD FY17 Capital Projects	10,115,988	0	85,109	9,491,657	65,998	558,333	
Parks	PAR SoccerFields/Greenways-BFC	40017	40415017	6/22/2016	GSD FY17 Capital Projects	3,000,000	0	0	3,000,000	0	0	
Parks	X-PAR Hadley Tennis Bubble	40018	40401018	6/14/2017	GSD FY18 Capital Projects	1,300,000	0	0	1,300,000	0	0	
Parks	X-PAR Antioch Commty Ctr Renovat	40018	40402018	6/14/2017	GSD FY18 Capital Projects	700,000	0	0	700,000	0	0	
Parks	x-PAR Fairground Soccer Greenway	40018	40403018	6/14/2017	GSD FY18 Capital Projects	3,000,000	0	0	3,000,000	0	0	
Parks	PAR Plan/Design Projects	40018	40404018	6/14/2017	GSD FY18 Capital Projects	1,000,000	0	(17,543)	794,276	0	205,724	
Parks	PAR Bellevue Community Ctr	40018	40405018	6/14/2017	GSD FY18 Capital Projects	10,800,000	0	0	10,800,000	0	0	
Parks	PAR Bldgs-Repair/Replace Mechanical S	40021	40400021	3/3/2021	GSD FY21 Cap Projs RS2021-757	2,000,000	16,105	229,434	1,977,186	2,293	20,521	
Parks	PAR Shelby Pk Brdg Repr Lake Sevier C	40021	40401021	3/3/2021	GSD FY21 Cap Projs RS2021-757	350,000	0	0	304,220	19,912	25,868	
Parks	PAR Ascend Amphitheater - Elec Work	40021	40402021	3/3/2021	GSD FY21 Cap Projs RS2021-757	1,200,000	0	0	1,139,984	0	60,016	
Parks	PAR Park Lighting	40021	40403021	3/3/2021	GSD FY21 Cap Projs RS2021-757	1,000,000	0	0	1,000,000	0	0	
Parks	PAR Playgrounds Systemwide	40021	40404021	3/3/2021	GSD FY21 Cap Projs RS2021-757	1,000,000	0	0	894,957	114,448	(9,405)	*
Parks	PAR HVAC Park Facilities	40021	40405021	3/3/2021	GSD FY21 Cap Projs RS2021-757	150,000	0	0	146,684	427	2,889	
Parks	PAR Warner Fence Replacement	40021	40406021	3/3/2021	GSD FY21 Cap Projs RS2021-757	85,000	0	0	85,000	0	0	
Parks	PAR Greenway Bridge Repairs	40021	40407021	3/3/2021	GSD FY21 Cap Projs RS2021-757	100,000	0	0	0	0	100,000	
Parks	PAR Antioch Greenway	40021	40408021	3/3/2021	GSD FY21 Cap Projs RS2021-757	85,000	(16,105)	0	0	0	85,000	
Parks	PAR Fort Negley Repairs	40021	40409021	3/3/2021	GSD FY21 Cap Projs RS2021-757	1,000,000	0	1,150	916,105	3,670	80,225	
Parks	PAR Greenway Charlotte Corridor	40021	40411021	3/3/2021	GSD FY21 Cap Projs RS2021-757	9,520,000	0	0	0	0	9,520,000	

Metropolitan Government of Nashville and Davidson County
Quarterly Financial Updates
Inception through December 2025
General Obligation Capital Projects

Department Description	Business Unit Description	Fund Number	Business Unit / Job #	Project Approval Date	Fund Description	Budget	Period Actual Amount	YTD Actual	Inception to Date Actual	Encumbrnc Amount	Remaining Balance	Notes
Parks	PAR EAB Park Tree Inventory	40021	40412021	3/3/2021	GSD FY21 Cap Projs RS2021-757	750,000	0	0	734,817	14,095	1,088	
Parks	PAR Bells Bend Property	40021	40413021	3/3/2021	GSD FY21 Cap Projs RS2021-757	2,000,000	0	0	1,519,441	0	480,559	
Parks	PAR Clinton Fisk Park Imprvmnts	40021	40414021	3/3/2021	GSD FY21 Cap Projs RS2021-757	750,000	0	0	750,000	0	0	
Parks	PAR Old Hickory Comm Ctr Playground	40021	40415021	3/3/2021	GSD FY21 Cap Projs RS2021-757	3,400,000	(191,240)	(100,795)	2,931,991	376,173	91,836	
Parks	PAR Fair Park - Phase II	40021	40416021	3/3/2021	GSD FY21 Cap Projs RS2021-757	7,000,000	0	18,943	5,466,449	1,106,089	427,462	
Parks	PAR PB Looby Center Gym-A/C	40021	40441121	3/3/2021	GSD FY21 Cap Projs RS2021-757	0	0	0	0	0	0	
Parks	PAR PB Hartman Park-Bathroom Facility	40021	40441221	3/3/2021	GSD FY21 Cap Projs RS2021-757	394,618	0	25,837	387,796	5,402	1,420	
Parks	PAR PB Hartman Park Playground	40021	40441321	3/3/2021	GSD FY21 Cap Projs RS2021-757	328,030	0	0	328,030	0	0	
Parks	PAR PB Hartman Park Landscape Upgr	40021	40441421	3/3/2021	GSD FY21 Cap Projs RS2021-757	0	0	0	0	0	0	
Parks	PAR PB Bordx Gardens-Playgrnd/Pavilic	40021	40441521	3/3/2021	GSD FY21 Cap Projs RS2021-757	504,525	0	0	487,842	0	16,683	
Parks	PAR Wharf Park - 88 Hermitage Acq	40022	40400022	12/8/2021	GSD FY22 Cap Projs RS2021-120	20,000,000	0	0	20,000,000	0	0	
Parks	PAR Wharf Park - Design	40022	40401022	12/8/2021	GSD FY22 Cap Projs RS2021-120	3,000,000	0	594,304	1,031,478	0	1,968,522	
Parks	PAR Old Hickory Commty Ctr	40022	40402022	12/8/2021	GSD FY22 Cap Projs RS2021-120	13,400,000	(1,800)	3,738,271	11,727,391	1,657,684	14,925	
Parks	PAR PB Beautification Hadley Park	40022	40402222	12/8/2021	GSD FY22 Cap Projs RS2021-120	0	0	0	0	0	0	
Parks	PAR PB Improve Hartman Park	40022	40402322	12/8/2021	GSD FY22 Cap Projs RS2021-120	80,000	8,790	8,790	44,018	0	35,982	
Parks	PAR Zoo Parking Upgrades	40022	40403022	12/8/2021	GSD FY22 Cap Projs RS2021-120	15,000,000	0	0	15,000,000	0	0	
Parks	PAR Fort Negley Area Planning	40022	40404022	12/8/2021	GSD FY22 Cap Projs RS2021-120	1,000,000	0	0	990,697	0	9,303	
Parks	PAR Roof Replacements	40022	40405022	12/8/2021	GSD FY22 Cap Projs RS2021-120	1,400,000	0	0	1,388,297	11,703	0	
Parks	PAR General Park / Amenity Imprvmnts	40022	40406022	12/8/2021	GSD FY22 Cap Projs RS2021-120	5,000,000	0	1,570,631	1,570,630	1,291,931	2,137,439	
Parks	PAR Fleet Items - Heavy Equipment	40022	40407022	12/8/2021	GSD FY22 Cap Projs RS2021-120	1,000,000	0	0	999,901	0	99	
Parks	PAR General Repairs Fund	40022	40408022	12/8/2021	GSD FY22 Cap Projs RS2021-120	1,750,000	(3,545)	(1,694)	1,273,018	28,022	448,960	
Parks	PAR Trinity Hills Park Devlpmnt Phase 1	40022	40409022	12/8/2021	GSD FY22 Cap Projs RS2021-120	1,750,000	0	29,009	189,323	133,677	1,427,000	
Parks	PAR Dist 30 Park - Master Plan / Design	40022	40411022	12/8/2021	GSD FY22 Cap Projs RS2021-120	1,000,000	0	12,974	971,202	11,166	17,632	
Parks	PAR 1st & Gay Park Devlpmnt Perm Hol	40022	40412022	12/8/2021	GSD FY22 Cap Projs RS2021-120	3,000,000	0	1,150	334,787	132,739	2,532,474	
Parks	PAR Open Space Acquisition	40022	40413022	12/8/2021	GSD FY22 Cap Projs RS2021-120	2,000,000	0	0	0	0	2,000,000	
Parks	PAR Greenways General Fund	40022	40414022	12/8/2021	GSD FY22 Cap Projs RS2021-120	8,660,000	(2)	193,416	271,746	46,863	8,341,391	
Parks	PAR Two Rivers Mansion - Events Pavil	40022	40415022	12/8/2021	GSD FY22 Cap Projs RS2021-120	1,000,000	0	31,301	714,295	102,197	183,508	
Parks	PAR Napier Rec Center Pool Repairs	40022	40416022	12/8/2021	GSD FY22 Cap Projs RS2021-120	500,000	0	0	303,635	0	196,365	
Parks	PAR Lockeland Springs	40022	40417022	12/8/2021	GSD FY22 Cap Projs RS2021-120	800,000	0	0	800,000	0	0	
Parks	PAR Global Mall	40022	40418022	12/8/2021	GSD FY22 Cap Projs RS2021-120	8,025,000	211,109	683,404	7,014,742	1,008,881	1,377	
Parks	PAR Old Hickory Closeout	40023	40400023	2/21/2023	GSD FY23 Cap Projs RS2023-197	7,900,000	(282,332)	(804,244)	2,051,264	468,548	5,380,188	
Parks	PAR Sunnyside Renovation Closeout	40023	40401023	2/21/2023	GSD FY23 Cap Projs RS2023-197	550,000	0	0	550,000	0	0	
Parks	PAR Fort Negley - Stonework & Constrct	40023	40402023	2/21/2023	GSD FY23 Cap Projs RS2023-197	17,500,000	0	6,240	6,449,902	2,850	11,047,248	
Parks	PAR Riverfront Dock	40023	40403023	2/21/2023	GSD FY23 Cap Projs RS2023-197	1,500,000	0	0	0	0	1,500,000	
Parks	PAR Naval Reserve Bldg Renovation	40023	40404023	2/21/2023	GSD FY23 Cap Projs RS2023-197	2,500,000	0	0	500,000	0	2,000,000	
Parks	PAR Ted Rhodes Football Field	40023	40405023	2/21/2023	GSD FY23 Cap Projs RS2023-197	1,500,000	0	151,828	1,477,636	14,885	7,479	
Parks	PAR Madison Station Park Design	40023	40406023	2/21/2023	GSD FY23 Cap Projs RS2023-197	525,000	0	180,949	492,816	31,134	1,050	
Parks	PAR Mill Ridge Park - Construction	40023	40407023	2/21/2023	GSD FY23 Cap Projs RS2023-197	8,700,000	0	144,434	1,829,842	232,983	6,637,175	
Parks	PAR Wharf Park - Conceptual Design	40023	40408023	2/21/2023	GSD FY23 Cap Projs RS2023-197	500,000	0	0	0	0	500,000	

Metropolitan Government of Nashville and Davidson County
Quarterly Financial Updates
Inception through December 2025
General Obligation Capital Projects

Department Description	Business Unit Description	Fund Number	Business Unit / Job #	Project Approval Date	Fund Description	Budget	Period Actual Amount	YTD Actual	Inception to Date Actual	Encumbrnc Amount	Remaining Balance	Notes
Parks	PAR Greenway Bridges	40024	40400024	2/21/2024	GSD FY24 Cap Projs RS2024-194	1,000,000	4,332	342,966	387,806	607,367	4,827	
Parks	PAR Update Parks Master Plan	40024	40401024	2/21/2024	GSD FY24 Cap Projs RS2024-194	750,000	0	131,114	466,159	272,838	11,003	
Parks	PAR Building Mechanicals	40024	40402024	2/21/2024	GSD FY24 Cap Projs RS2024-194	3,100,000	(4)	185,981	2,845,203	9,760	245,037	
Parks	PAR Roof Replacements	40024	40403024	2/21/2024	GSD FY24 Cap Projs RS2024-194	3,500,000	0	135,524	2,687,948	266,695	545,357	
Parks	PAR Restroom Replacement	40024	40404024	2/21/2024	GSD FY24 Cap Projs RS2024-194	1,200,000	0	24,065	564,913	634,717	370	
Parks	PAR Paving	40024	40405024	2/21/2024	GSD FY24 Cap Projs RS2024-194	2,350,000	0	0	2,290,852	49,119	10,029	
Parks	PAR Electronic Gates Systemwide	40024	40406024	2/21/2024	GSD FY24 Cap Projs RS2024-194	3,000,000	88,059	336,513	1,244,909	343,359	1,411,732	
Parks	PAR Emerald Ash Borer	40024	40407024	2/21/2024	GSD FY24 Cap Projs RS2024-194	1,500,000	0	82,265	300,116	116,053	1,083,831	
Parks	PAR Mill Ridge Park	40024	40408024	2/21/2024	GSD FY24 Cap Projs RS2024-194	8,300,000	0	22,513	42,219	0	8,257,781	
Parks	PAR Maripose Park	40024	40409024	2/21/2024	GSD FY24 Cap Projs RS2024-194	5,000,000	0	844,595	922,764	4,009,910	67,326	
Parks	PAR Parthenon HVAC / Building Seal	40024	40410024	2/21/2024	GSD FY24 Cap Projs RS2024-194	2,200,000	40,618	41,618	260,993	1,707,819	231,188	
Parks	PAR Public Sq Park Repairs / Improvment	40024	40411024	2/21/2024	GSD FY24 Cap Projs RS2024-194	500,000	0	142,704	436,614	0	63,386	
Parks	PAR Parkwood Community Ctr Rpairs	40024	40412024	2/21/2024	GSD FY24 Cap Projs RS2024-194	550,000	0	0	529,189	1,366	19,445	
Parks	PAR Greenway Bridges & Boardwalk	40025	40400025	12/17/2024	GSD FY25 Cap Projs RS2024-882	3,125,000	(18,836)	24,419	34,983	180,962	2,909,055	
Parks	PAR Safety Repairs - Harpeth Hills	40025	40401025	12/17/2024	GSD FY25 Cap Projs RS2024-882	1,750,000	7,631	440,713	440,713	1,223,718	85,569	
Parks	PAR Building Mechanicals	40025	40402025	12/17/2024	GSD FY25 Cap Projs RS2024-882	5,125,000	26,887	1,618,696	2,196,736	2,073,490	854,774	
Parks	PAR Roofing	40025	40403025	12/17/2024	GSD FY25 Cap Projs RS2024-882	2,300,000	66,153	637,498	931,687	657,539	710,774	
Parks	PAR Shelby Davidson SE Riverbank Clo	40025	40404025	12/17/2024	GSD FY25 Cap Projs RS2024-882	2,250,000	0	871,701	898,146	180,997	1,170,857	
Parks	PAR Paving	40025	40405025	12/17/2024	GSD FY25 Cap Projs RS2024-882	4,900,000	47,568	2,553,899	4,364,508	398,200	137,292	
Parks	PAR ADA Enhan-FDouglas Pk-Ellington	40025	40406025	12/17/2024	GSD FY25 Cap Projs RS2024-882	850,000	0	22,505	25,596	0	824,404	
Parks	PAR Solar-MBldg, Two Rivers, Madison,	40025	40407025	12/17/2024	GSD FY25 Cap Projs RS2024-882	4,631,000	0	31,250	60,862	564,838	4,005,300	
Parks	PAR Parthenon Water Intrusion	40025	40410025	12/17/2024	GSD FY25 Cap Projs RS2024-882	4,500,000	0	88,612	88,612	4,411,388	0	
Parks	x-PAR Open Space/Riverfront Dev	40113	40410113	2/12/2013	GSD FY13B Capital Projects	4,991,522	0	0	4,991,522	0	0	
Parks	PAR Paving/Maintenance	40113	40420113	2/12/2013	GSD FY13B Capital Projects	2,500,000	0	0	2,500,000	0	0	
Parks	PAR Capital View Park Dev	40118	40401118	11/22/2017	GSD FY18B Capital Projects	2,500,000	0	0	2,500,000	0	0	
Parks	PAR Centennial Park Master Pl	40118	40402118	11/22/2017	GSD FY18B Capital Projects	5,000,000	0	0	4,993,643	0	6,357	
Parks	PAR Bellevue CommCtr & IceRink	40118	40403118	11/22/2017	GSD FY18B Capital Projects	18,000,000	0	0	18,000,000	0	0	
Parks	PAR General Maint County Wide	40118	40404118	11/22/2017	GSD FY18B Capital Projects	2,000,000	0	0	1,964,329	0	35,671	
Parks	PAR Greenways	40118	40405118	11/22/2017	GSD FY18B Capital Projects	2,000,000	0	0	216,480	67,540	1,715,980	
Parks	PAR Deferred Maint	40119	40401119	10/22/2018	GSD FY19B Capital Projects	8,000,000	(3,035)	29,581	7,623,433	106,990	269,577	
Parks	PAR Greenways	40119	40402119	10/22/2018	GSD FY19B Capital Projects	10,000,000	120,625	175,498	3,020,909	175,076	6,804,015	
Parks	PAR Mill Ridge Park Phase 1A	40119	40403119	10/22/2018	GSD FY19B Capital Projects	12,000,000	0	(6,080)	12,000,000	0	0	
Parks	PAR Ravenwood Park Phase 1A	40119	40404119	10/22/2018	GSD FY19B Capital Projects	12,000,000	5,182	520,922	11,269,511	261,189	469,300	
Parks	x-PAR Tennis Court Repairs	40202	40402001	6/10/2009	GSD Capital Improvement Plan	300,000	0	0	0	0	300,000	
Parks	x-PAR Swimming Pool Systems	40202	40402002	6/10/2009	GSD Capital Improvement Plan	200,000	0	0	0	0	200,000	
Parks	x-PAR Hamilton Creek Marina	40202	40402003	6/10/2009	GSD Capital Improvement Plan	25,000	0	0	0	0	25,000	
Parks	x-PAR FMD Park Lilyb's Garden	40202	40402004	6/10/2009	GSD Capital Improvement Plan	110,000	0	0	0	0	110,000	
Parks	PAR Davidson St Along Cumberland Riv	40220	40401220	3/18/2020	GSD FY20B Cap Projs RS2020-21	2,900,000	0	2,383,067	2,817,134	60,582	22,284	
Parks	PAR Sevier Mansion/Related Buildings	40220	40402220	3/18/2020	GSD FY20B Cap Projs RS2020-21	5,301,700	0	0	5,301,715	10	(25)**	

Metropolitan Government of Nashville and Davidson County
 Quarterly Financial Updates
 Inception through December 2025
 General Obligation Capital Projects

Department Description	Business Unit Description	Fund Number	Business Unit / Job #	Project Approval Date	Fund Description	Budget	Period Actual Amount	YTD Actual	Inception to Date Actual	Encumbrnc Amount	Remaining Balance	Notes
Parks	x-PAR W Riverfront MDHA Grant	41440	40400077	12/1/2013	Parks W Riverfront MDHA Grant	7,600,000	0	0	7,434,073	0	165,927	
Parks	x-PAR USD Riverfront Phase 2	48009	40482010	6/10/2009	USD FY10 Capital Projects Fund	5,668,687	0	0	5,668,687	0	0	
PARKS TOTALS						580,521,421	223,978	18,892,748	462,506,982	26,124,927	91,889,512	
						* Overage due to Encumbrances. Negative Balance will Clear as Actual Payments are Made or Encumbrances are Cancelled.						
						** Overage due to Mis-Applied Payment and is in the Process of Being Corrected.						
Arts Commission	ART Public Art	40009	41401010	6/10/2009	GSD FY10 Capital Projects Fund	8,196,250	0	0	8,196,250	0	0	
Arts Commission	ART Percent for the Arts	40014	41404114	6/12/2013	GSD FY14 Capital Projects	360,000	0	0	360,226	4,998	(5,224)	*
Arts Commission	ART Percent for the Arts	40015	41404115	6/18/2014	GSD FY15 Capital Projects	141,066	0	0	141,066	0	0	
Arts Commission	ART Percent for the Arts	40016	41404116	6/10/2015	GSD FY16 Capital Projects	848,934	0	0	848,934	0	0	
Arts Commission	ART Percent for the Arts	40017	41404117	6/22/2016	GSD FY17 Capital Projects	835,000	(752)	(752)	800,709	752	33,539	
Arts Commission	ART Percent for the Arts	40018	41404018	6/14/2017	GSD FY18 Capital Projects	433,000	(139)	(224)	399,151	6,884	26,965	
Arts Commission	ART Percent for the Arts	40021	41404121	3/3/2021	GSD FY21 Capital Projects	646,100	0	113	405,060	16,404	224,636	
Arts Commission	ART PB Bordeaux Gateway Beautify	40022	41402122	12/8/2021	GSD FY22 Capital Projects	200,000	0	0	0	0	200,000	
Arts Commission	ART PB Looby Commty Ctr Library Mura	40022	41402222	12/8/2021	GSD FY22 Capital Projects	105,000	(1,134)	47,165	124,689	1,134	(20,823)	**
Arts Commission	ART Percent for the Arts	40022	41404122	12/8/2021	GSD FY22 Capital Projects	1,592,000	0	0	15,499	0	1,576,501	
Arts Commission	ART Percent for the Arts	40023	41404123	2/21/2023	GSD FY23 Cap Projs RS2023-197	1,982,800	0	0	0	0	1,982,800	
Arts Commission	ART Percent for the Arts	40024	41404124	2/21/2024	GSD FY24 Cap Projs RS2024-194	1,605,500	0	0	0	0	1,605,500	
Arts Commission	ART Percent for the Arts	40025	41404125	12/17/2024	GSD FY25 Cap Projs RS2024-882	1,437,500	0	0	0	0	1,437,500	
Arts Commission	ART Percent for the Arts	40118	41404118	11/22/2017	GSD FY18B Capital Projects	721,300	0	0	721,300	477	(477)	*
Arts Commission	ART Percent for the Arts	40119	41404119	3/3/2021	GSD FY19B Capital Projects	1,412,000	(7,958)	(13,360)	1,228,824	19,214	163,962	
Arts Commission	ART Percent for the Arts	40220	41404220	3/3/2021	GSD FY20B Cap Projs RS2020-21	326,700	0	35,238	238,901	75,050	12,749	
Arts Commission	ART Percent for the Arts	45014	41454114	6/12/2013	MNPS FY14 Capital Projects	455,800	0	0	455,493	0	307	
Arts Commission	ART Percent for the Arts	45015	41454115	6/18/2014	MNPS FY15 Capital Projects	540,000	0	743	360,633	167,208	12,159	
Arts Commission	ART Percent for the Arts	45016	41454116	6/10/2015	MNPS FY16 Capital Projects	123,000	0	0	0	0	123,000	
Arts Commission	ART Percent for the Arts	45017	41454117	6/22/2016	MNPS FY17 Capital Projects	1,324,100	0	0	490,000	25,000	809,100	
Arts Commission	ART Percent for the Arts	45018	41454018	6/14/2017	MNPS FY18 Capital Projects	672,000	0	0	0	0	672,000	
Arts Commission	ART Percent for the Arts	45021	41454121	3/3/2021	MNPS FY21 Capital Projects	1,231,200	0	0	0	0	1,231,200	
Arts Commission	ART Percent for the Arts	45022	41454122	12/8/2021	MNPS FY22 Capital Projects	492,000	0	0	0	0	492,000	
Arts Commission	ART Percent for the Arts	40023	41454123	2/21/2023	MNPS FY23 Cap Projs RS2023-19	1,120,200	0	0	0	0	1,120,200	
Arts Commission	ART Percent for the Arts	40024	41454124	2/21/2024	MNPS FY24 Cap Projs RS2024-19	253,000	0	0	0	0	253,000	
Arts Commission	ART Percent for the Arts	40025	41454125	12/17/2024	MNPS FY25 Cap Projs RS2024-88	104,500	1,629	1,629	1,629	48,301	54,570	
Arts Commission	ART Percent for the Arts	45119	41454119	3/3/2021	MNPS FY19B Capital Projects	100,000	0	92,472	92,472	0	7,528	
Arts Commission	ART Percent for the Arts	45220	41454220	3/3/2021	MNPS FY20B Cap Projs RS2020-2	252,600	0	0	0	0	252,600	
ARTS COMMISSION TOTALS						27,511,550	(8,354)	163,024	14,880,836	365,422	12,265,292	
						* Overage due to Encumbrances. Negative Balance will Clear as Actual Payments are Made or Encumbrances are Cancelled.						
						** Overage due to Mis-Applied Payment and is in the Process of Being Corrected.						

Metropolitan Government of Nashville and Davidson County
 Quarterly Financial Updates
 Inception through December 2025
 General Obligation Capital Projects

Department Description	Business Unit Description	Fund Number	Business Unit / Job #	Project Approval Date	Fund Description	Budget	Period Actual Amount	YTD Actual	Inception to Date Actual	Encumbrnc Amount	Remaining Balance	Notes
Public Works	x-PW Paving GSD	40009	42405010	6/10/2009	GSD FY10 Capital Projects Fund	9,645,038	0	0	9,645,038	0	0	
Public Works	x-PW Traffic GSD	40009	42412010	6/10/2009	GSD FY10 Capital Projects Fund	1,094,871	0	0	1,094,871	0	0	
Public Works	x-PW GSD First Ave / Riverfront	40009	42490009	6/10/2009	GSD FY10 Capital Projects Fund	60,646	0	0	60,646	0	0	
Public Works	x-PW Sidewalks GSD	40011	42409011	9/27/2010	GSD FY11 Capital Projects Fund	7,500,000	0	0	7,500,000	0	0	
Public Works	x-PW Solid Waste Fac/Equip GSD	40011	42419011	9/27/2010	GSD FY11 Capital Projects Fund	472,274	0	0	472,274	0	0	
Public Works	x-PW So Nashville Convn Ctr GSD	40015	42405015	6/18/2014	GSD FY15 Capital Projects	1,981,222	0	0	1,981,222	0	0	
Public Works	x-PW USD Bridges	48009	42403010	6/10/2009	USD FY10 Capital Projects Fund	797,804	0	0	797,804	0	0	
Public Works	x-PW USD Paving	48009	42406010	6/10/2009	USD FY10 Capital Projects Fund	1,230,469	0	0	1,230,469	0	0	
Public Works	x-PW USD Traffic	48009	42413010	6/10/2009	USD FY10 Capital Projects Fund	677,077	0	0	677,077	0	0	
Public Works	x-PW USD 28th 31st Ave ConnPlan	48009	42416010	6/10/2009	USD FY10 Capital Projects Fund	499,918	0	0	499,918	0	0	
Public Works	x-PW USD First Ave / Riverfront	48009	42480010	6/10/2009	USD FY10 Capital Projects Fund	1,475,353	0	0	1,475,353	0	0	
Public Works	x-PW USD Bikeways	48011	42401011	9/27/2010	USD FY11 Capital Projects Fund	499,978	0	0	499,978	0	0	
Public Works	x-PW USD Traffic Signals/Equip	48011	42413011	9/27/2010	USD FY11 Capital Projects Fund	1,500,000	0	0	1,500,000	0	0	
Public Works	x-PW USD Sidewalks	48113	42480113	2/12/2013	USD FY13B Capital Projects	2,459,140	0	0	2,459,140	0	0	
	PUBLIC WORKS TOTALS					29,893,791	0	0	29,893,791	0	0	
NDOT	PW Bridges GSD	40009	42402010	6/10/2009	GSD FY10 Capital Projects Fund	5,372,310	0	0	5,372,310	0	0	
NDOT	PW Information Systems GSD	40009	42404010	6/10/2009	GSD FY10 Capital Projects Fund	1,467,229	0	0	1,404,247	0	62,982	
NDOT	PW Roadway Projects GSD	40009	42407010	6/10/2009	GSD FY10 Capital Projects Fund	5,694,972	0	0	5,694,972	0	0	
NDOT	PW Sidewalks GSD	40009	42409010	6/10/2009	GSD FY10 Capital Projects Fund	2,976,945	0	0	2,976,945	0	0	
NDOT	PW Bridges GSD	40011	42402011	9/27/2010	GSD FY11 Capital Projects Fund	4,000,000	0	0	4,000,000	0	0	
NDOT	PW Paving/Resurfacing GSD	40011	42405011	9/27/2010	GSD FY11 Capital Projects Fund	7,000,000	0	0	7,000,000	0	0	
NDOT	PW Bikeways GSD	40011	42407011	9/27/2010	GSD FY11 Capital Projects Fund	2,497,712	0	0	2,497,712	0	0	
NDOT	PW 28th/31st Ave Conn GSD	40011	42416011	9/27/2010	GSD FY11 Capital Projects Fund	15,085,752	0	0	15,085,752	0	0	
NDOT	PW Traffic Signals/Equip GSD	40011	42418011	9/27/2010	GSD FY11 Capital Projects Fund	2,500,000	0	0	2,500,000	0	0	
NDOT	PW Sidewalks GSD	40013	42401013	6/19/2012	GSD FY13 Capital Projects Fund	12,000,000	0	0	11,932,996	14	66,990	
NDOT	PW Paving/Resurfacing GSD	40013	42402013	6/19/2012	GSD FY13 Capital Projects Fund	20,000,000	0	0	20,002,269	0	(2,269)	**
NDOT	PW Bikeways GSD	40013	42403013	6/19/2012	GSD FY13 Capital Projects Fund	2,999,867	0	0	2,919,872	4,380	75,615	
NDOT	PW Bridges GSD	40013	42404013	6/19/2012	GSD FY13 Capital Projects Fund	4,747,328	0	0	4,747,328	0	0	
NDOT	PW Corridor Redevelopment GSD	40013	42405013	6/19/2012	GSD FY13 Capital Projects Fund	7,500,000	0	0	7,484,533	11,973	3,494	
NDOT	PW Road Projects GSD	40013	42406013	6/19/2012	GSD FY13 Capital Projects Fund	10,000,000	(17,025)	(17,025)	9,757,550	17,025	225,425	
NDOT	PW Signalization GSD	40013	42407013	6/19/2012	GSD FY13 Capital Projects Fund	4,749,421	0	0	4,749,421	0	0	
NDOT	PW Sidewalks GSD	40014	42401014	6/12/2013	GSD FY14 Capital Projects	8,000,000	0	0	7,935,769	0	64,231	
NDOT	PW Paving/Resurfacing GSD	40014	42402014	6/12/2013	GSD FY14 Capital Projects	20,000,000	0	0	19,989,125	0	10,875	
NDOT	PW Bikeways GSD	40014	42403014	6/12/2013	GSD FY14 Capital Projects	2,000,000	0	0	2,041,225	0	(41,225)	**
NDOT	PW Bridges GSD	40014	42404014	6/12/2013	GSD FY14 Capital Projects	1,050,000	0	0	1,072,674	0	(22,674)	**
NDOT	PW Road Projects GSD	40014	42406014	6/12/2013	GSD FY14 Capital Projects	25,000,000	0	0	25,000,000	0	0	

Metropolitan Government of Nashville and Davidson County
Quarterly Financial Updates
Inception through December 2025
General Obligation Capital Projects

Department Description	Business Unit Description	Fund Number	Business Unit / Job #	Project Approval Date	Fund Description	Budget	Period Actual Amount	YTD Actual	Inception to Date Actual	Encumbrnc Amount	Remaining Balance	Notes
NDOT	PW Signalization GSD	40014	42407014	6/12/2013	GSD FY14 Capital Projects	2,000,000	0	0	2,000,000	0	0	
NDOT	PW Bridges/Colverts-Redirected	40014	42411014	6/12/2013	GSD FY14 Capital Projects	13,630,000	0	0	13,543,735	1,723	84,542	
NDOT	PW Bikeways-Redirect	40014	42413014	6/12/2013	GSD FY14 Capital Projects	750,000	0	0	732,433	0	17,567	
NDOT	PW Emergency Roadway Work-Redirect	40014	42414014	6/12/2013	GSD FY14 Capital Projects	410,000	0	0	329,309	0	80,691	
NDOT	PW Traffic Calming-Redirect	40014	42415014	6/12/2013	GSD FY14 Capital Projects	1,500,000	(6,684)	(6,684)	1,390,200	84,399	25,401	
NDOT	PW Sidewalks GSD	40015	42401015	6/18/2014	GSD FY15 Capital Projects	17,000,000	0	0	16,999,294	0	706	
NDOT	PW Paving/Resurfacing GSD	40015	42402015	6/18/2014	GSD FY15 Capital Projects	30,000,000	0	0	30,280,954	20,697	(301,651)	**
NDOT	PW Traffic/Signal Controls GSD	40015	42403015	6/18/2014	GSD FY15 Capital Projects	8,000,000	(27)	(3,472)	7,996,339	1,937	1,724	
NDOT	PW Bridges GSD	40015	42404015	6/18/2014	GSD FY15 Capital Projects	6,000,000	0	0	6,000,000	0	0	
NDOT	PW Sidewalks GSD	40016	42401016	6/10/2015	GSD FY16 Capital Projects	25,000,000	0	0	24,971,752	118,416	(90,168)	*
NDOT	PW Paving GSD	40016	42402016	6/10/2015	GSD FY16 Capital Projects	20,000,000	0	0	19,988,671	2,032	9,297	
NDOT	PW Traffic/Signal Controls GSD	40016	42403016	6/10/2015	GSD FY16 Capital Projects	3,000,000	0	0	2,966,537	0	33,463	
NDOT	PW Roads Bridges Bikeways GSD	40016	42404016	6/10/2015	GSD FY16 Capital Projects	31,800,000	15,000	31,337	28,683,818	97,230	3,018,952	
NDOT	PW Lanfill Engineering Mnt GSD	40016	42405016	6/10/2015	GSD FY16 Capital Projects	69,596	0	0	69,596	0	0	
NDOT	PW SWalk Paving Rdwy-Recall	40016	42406016	6/10/2015	GSD FY16 Capital Projects	14,495,761	0	0	14,352,614	3,315	139,832	**
NDOT	PW Sidewalks GSD	40017	42401017	6/22/2016	GSD FY17 Capital Projects	30,000,000	0	478	29,908,209	405,337	(313,546)	*
NDOT	PW Paving GSD	40017	42402017	6/22/2016	GSD FY17 Capital Projects	35,000,000	0	0	34,950,972	3,059	45,969	
NDOT	PW Bikeways GSD	40017	42403017	6/22/2016	GSD FY17 Capital Projects	1,000,000	0	0	993,629	0	6,371	
NDOT	PW Bridges GSD	40017	42404017	6/22/2016	GSD FY17 Capital Projects	10,000,000	0	0	9,909,661	0	90,339	
NDOT	PW Station Blvd Project GSD	40017	42405017	6/22/2016	GSD FY17 Capital Projects	6,000,000	0	0	6,047,832	0	(47,832)	**
NDOT	PW Roadway Improvements GSD	40017	42406017	6/22/2016	GSD FY17 Capital Projects	5,000,000	0	0	4,951,251	29,100	19,649	
NDOT	PW Traffic Signalization GSD	40017	42407017	6/22/2016	GSD FY17 Capital Projects	10,000,000	50,720	50,720	9,949,121	51,055	(176)	*
NDOT	PW Road Reconstruction GSD	40017	42408017	6/22/2016	GSD FY17 Capital Projects	2,500,000	0	3,063	536,771	830,173	1,133,056	
NDOT	PW Paving GSD	40018	42401018	6/14/2017	GSD FY18 Capital Projects	35,000,000	(1,956)	(1,956)	34,875,703	114,959	9,338	
NDOT	PW Sidewalks GSD	40018	42402018	6/14/2017	GSD FY18 Capital Projects	30,000,000	0	174,813	27,723,643	2,194,928	81,429	
NDOT	PW Bikeways GSD	40018	42403018	6/14/2017	GSD FY18 Capital Projects	5,000,000	0	0	4,736,217	260,529	3,254	
NDOT	PW Roadway Reconstrctn/Improv	40018	42404018	6/14/2017	GSD FY18 Capital Projects	13,000,000	0	0	13,525,535	2	(525,537)	**
NDOT	PW Solid Waste-Facilities Equip & Maint	40020	42410020	12/9/2019	GSD FY20 Cap Projs RS2019-100	500,000	0	0	500,000	0	0	
NDOT	PW Roadway ROW Reconstr Improv & M	40020	42420020	12/9/2019	GSD FY20 Cap Projs RS2019-100	500,000	0	0	476,555	2,935	20,510	
NDOT	PW Madison Station Blvd-Phase 2	40021	42400021	3/3/2021	GSD FY21 Cap Projs RS2021-757	5,000,000	0	0	4,351,162	454,240	194,598	
NDOT	PW Solid Waste	40021	42401021	3/3/2021	GSD FY21 Cap Projs RS2021-757	2,150,000	0	(207,979)	2,142,126	0	7,874	
NDOT	PW Satellite City Pmt-Road Infrastr	40021	42402021	3/3/2021	GSD FY21 Cap Projs RS2021-757	1,300,000	0	0	1,276,372	0	23,628	
NDOT	NDOT PB Bordeaux Hill-Speed Bumps	40021	42441121	3/3/2021	GSD FY21 Cap Projs RS2021-757	30,000	0	17,958	29,208	792	0	
NDOT	NDOT PB Buchanan Arts Dist-Signage	40021	42441221	3/3/2021	GSD FY21 Cap Projs RS2021-757	0	0	0	0	0	0	
NDOT	NDOT State of Good Repair	40022	42400022	12/8/2021	GSD FY22 Cap Projs RS2021-120	50,000,000	125,441	373,191	47,159,576	2,666,413	174,011	
NDOT	NDOT Restrtn&Resil-Ptnershp East Bnk	40022	42401022	12/8/2021	GSD FY22 Cap Projs RS2021-120	20,000,000	0	0	388,501	0	19,611,499	
NDOT	NDOT Restrtn&Resil-Trffc Mgmt E Bnk S	40022	42402022	12/8/2021	GSD FY22 Cap Projs RS2021-120	5,000,000	0	0	0	0	5,000,000	
NDOT	NDOT PB Speed Cushions Haynes	40022	42402122	12/8/2021	GSD FY22 Cap Projs RS2021-120	53,700	0	0	0	0	53,700	
NDOT	NDOT PB Traffic Calming N Nashville	40022	42402222	12/8/2021	GSD FY22 Cap Projs RS2021-120	38,400	0	0	0	0	38,400	

Metropolitan Government of Nashville and Davidson County
Quarterly Financial Updates
Inception through December 2025
General Obligation Capital Projects

Department Description	Business Unit Description	Fund Number	Business Unit / Job #	Project Approval Date	Fund Description	Budget	Period Actual Amount	YTD Actual	Inception to Date Actual	Encumbrnc Amount	Remaining Balance	Notes
NDOT	NDOT PB Speed Cushions Snell & Panc	40022	42402322	12/8/2021	GSD FY22 Cap Projs RS2021-120	60,000	0	0	0	0	60,000	
NDOT	NDOT USD Annexn - Add Street Lights	40022	42403022	12/8/2021	GSD FY22 Cap Projs RS2021-120	500,000	0	0	0	0	500,000	
NDOT	NDOT Traffic Mgmt Systems/Signal Upg	40022	42404022	12/8/2021	GSD FY22 Cap Projs RS2021-120	7,000,000	0	37,846	5,567,167	1,375,260	57,573	
NDOT	NDOT Safety/Vision Zero/Traffic Calming	40022	42405022	12/8/2021	GSD FY22 Cap Projs RS2021-120	10,000,000	696	659,158	3,207,976	1,263,577	5,528,447	
NDOT	NDOT Vision Zero Education	40022	42406022	12/8/2021	GSD FY22 Cap Projs RS2021-120	1,000,000	0	0	975,341	1,437	23,222	
NDOT	NDOT Nolensville Pk Safety Audit Imple	40022	42407022	12/8/2021	GSD FY22 Cap Projs RS2021-120	6,214,500	0	284,938	1,399,990	1,164,896	3,649,614	
NDOT	NDOT Active Transportation/Bikeways	40022	42408022	12/8/2021	GSD FY22 Cap Projs RS2021-120	2,000,000	0	221,288	1,844,355	283,464	(127,819)	*
NDOT	NDOT Sidewalk Design & Construction	40022	42409022	12/8/2021	GSD FY22 Cap Projs RS2021-120	5,000,000	0	32,211	4,494,923	357,777	147,300	
NDOT	NDOT State of Good Repair	40023	42400023	2/21/2023	GSD FY23 Cap Projs RS2023-197	38,076,000	48,927	619,394	33,442,098	3,348,936	1,284,966	
NDOT	NDOT Safety/Vision Zero/Traffic Calming	40023	42401023	2/21/2023	GSD FY23 Cap Projs RS2023-197	13,736,000	36,785	1,502,098	7,731,840	2,353,212	3,650,948	
NDOT	NDOT Active Transportation / Bikeways	40023	42402023	2/21/2023	GSD FY23 Cap Projs RS2023-197	5,346,000	0	91,476	5,139,397	142,736	63,867	
NDOT	NDOT Traffic Mgmt Systems/Signal Upg	40023	42403023	2/21/2023	GSD FY23 Cap Projs RS2023-197	6,026,000	5,350	1,152,825	3,998,831	2,123,081	(95,912)	*
NDOT	NDOT Sidewalk Program	40023	42404023	2/21/2023	GSD FY23 Cap Projs RS2023-197	13,806,000	(22,216)	262,206	12,147,971	1,238,198	419,831	
NDOT	NDOT Roadways	40023	42405023	2/21/2023	GSD FY23 Cap Projs RS2023-197	500,000	0	151,703	381,476	118,524	0	
NDOT	NDOT Restoration & Resiliency / Partner	40023	42406023	2/21/2023	GSD FY23 Cap Projs RS2023-197	1,500,000	0	0	476,953	171,724	851,323	
NDOT	NDOT PB Sidewalk - Ewing Valley Rd	40023	42422123	2/21/2023	GSD FY23 Cap Projs RS2023-197	98,000	0	0	0	0	98,000	
NDOT	NDOT PB Dickerson Pk Crosswalk	40023	42422223	2/21/2023	GSD FY23 Cap Projs RS2023-197	400,000	0	0	0	0	400,000	
NDOT	NDOT PB Ped Crossing 24th/Mainstrear	40023	42422323	2/21/2023	GSD FY23 Cap Projs RS2023-197	130,000	0	0	0	0	130,000	
NDOT	NDOT PB Sidewalk-14th AveN/Clay St	40023	42422423	2/21/2023	GSD FY23 Cap Projs RS2023-197	95,000	0	0	0	0	95,000	
NDOT	NDOT PB Traffic Calm 40th/Charlotte	40023	42422523	2/21/2023	GSD FY23 Cap Projs RS2023-197	55,000	0	0	0	0	55,000	
NDOT	NDOT PB Pav Jefferson St / DB Todd	40023	42422623	2/21/2023	GSD FY23 Cap Projs RS2023-197	350,000	0	0	0	0	350,000	
NDOT	NDOT State of Good Repair	40024	42400024	2/21/2024	GSD FY24 Cap Projs RS2024-194	39,100,000	497,952	3,159,157	31,184,145	6,543,315	1,372,540	
NDOT	NDOT Safety/Vision Zero/Traffic Calming	40024	42401024	2/21/2024	GSD FY24 Cap Projs RS2024-194	12,500,000	15,256	2,527,733	4,308,250	3,574,923	4,616,827	
NDOT	NDOT Sidewalk Program	40024	42402024	2/21/2024	GSD FY24 Cap Projs RS2024-194	10,000,000	20,591	674,284	5,066,257	2,618,124	2,315,619	
NDOT	NDOT Active Transportation / Bikeways	40024	42403024	2/21/2024	GSD FY24 Cap Projs RS2024-194	5,000,000	0	1,162,490	2,398,266	1,618,738	982,996	
NDOT	NDOT Traffic Mgmt Systems/Signal Upg	40024	42404024	2/21/2024	GSD FY24 Cap Projs RS2024-194	2,500,000	0	104,087	598,028	1,186,969	715,003	
NDOT	NDOT Connect Downtown	40024	42405024	2/21/2024	GSD FY24 Cap Projs RS2024-194	2,500,000	0	163,103	163,103	714,341	1,622,556	
NDOT	NDOT East Bank Infrastructure & Grid	40024	42406024	2/21/2024	GSD FY24 Cap Projs RS2024-194	20,000,000	0	0	0	0	20,000,000	
NDOT	NDOT Transportation Planning	40024	42407024	2/21/2024	GSD FY24 Cap Projs RS2024-194	500,000	0	0	45,623	19,248	435,129	
NDOT	NDOT Restrtn&Resiliency-Partnrshp Fur	40024	42408024	2/21/2024	GSD FY24 Cap Projs RS2024-194	2,500,000	0	0	0	2,348,600	151,400	
NDOT	NDOT State of Good Repair	40025	42400025	12/17/2024	GSD FY25 Cap Projs RS2024-882	42,750,000	1,338,930	10,159,819	14,689,819	17,437,262	10,622,919	
NDOT	NDOT Safety/Vision Zero/Traffic Calming	40025	42401025	12/17/2024	GSD FY25 Cap Projs RS2024-882	6,850,000	0	64,457	64,457	179,157	6,606,386	
NDOT	NDOT Sidewalk Program	40025	42402025	12/17/2024	GSD FY25 Cap Projs RS2024-882	6,000,000	0	0	0	1,274,765	4,725,235	
NDOT	NDOT Active Transprttn/Bikeways	40025	42403025	12/17/2024	GSD FY25 Cap Projs RS2024-882	4,000,000	0	253,830	253,830	0	3,746,170	
NDOT	NDOT Traffic Mgmt Systems/Signal Upg	40025	42404025	12/17/2024	GSD FY25 Cap Projs RS2024-882	500,000	4,990	4,990	4,990	0	495,010	
NDOT	NDOT Roadways	40025	42405025	12/17/2024	GSD FY25 Cap Projs RS2024-882	2,000,000	0	0	0	0	2,000,000	
NDOT	NDOT East Bank Infrastructure & Grid	40025	42406025	12/17/2024	GSD FY25 Cap Projs RS2024-882	33,500,000	0	0	41,500	6,604,625	26,853,875	
NDOT	NDOT Nashville Yards Infr Improvement	40025	42407025	12/17/2024	GSD FY25 Cap Projs RS2024-882	3,000,000	0	0	3,000,000	0	0	
NDOT	NDOT Restrtn&Resiliency-Partnrshp Fur	40025	42408025	12/17/2024	GSD FY25 Cap Projs RS2024-882	5,000,000	0	23,465	23,465	2,187,791	2,788,744	

Metropolitan Government of Nashville and Davidson County
Quarterly Financial Updates
Inception through December 2025
General Obligation Capital Projects

Department Description	Business Unit Description	Fund Number	Business Unit / Job #	Project Approval Date	Fund Description	Budget	Period Actual Amount	YTD Actual	Inception to Date Actual	Encumbrnc Amount	Remaining Balance	Notes
NDOT	PW Century Farms Access Roads	40118	42401118	11/22/2017	GSD FY18B Capital Projects	6,994,671	0	0	6,994,671	0	0	
NDOT	PW Roadway Construct & Improve	40118	42402118	11/22/2017	GSD FY18B Capital Projects	7,375,000	0	719,860	5,957,192	983,188	434,620	
NDOT	PW Traffic Management Program	40118	42403118	11/22/2017	GSD FY18B Capital Projects	3,000,000	0	0	2,904,036	95,964	0	
NDOT	PW Paving Program	40119	42401119	10/22/2018	GSD FY19B Capital Projects	30,000,000	19,417	218,726	29,602,501	387,690	9,809	
NDOT	PW Sidewalks Program	40119	42402119	10/22/2018	GSD FY19B Capital Projects	30,000,000	(6,558)	2,009,700	28,908,411	1,272,280	(180,691)	*
NDOT	PW Road Program	40119	42403119	10/22/2018	GSD FY19B Capital Projects	15,000,000	0	220,783	12,278,263	2,638,713	83,024	
NDOT	PW Bridges Program	40119	42404119	10/22/2018	GSD FY19B Capital Projects	4,000,000	0	0	4,002,128	4,282	(6,410)	**
NDOT	PW Solid Waste- Recycle Equip	40119	42405119	10/22/2018	GSD FY19B Capital Projects	1,500,000	0	0	1,500,000	0	0	
NDOT	PW Traffic Mgmt Program	40119	42406119	10/22/2018	GSD FY19B Capital Projects	3,000,000	0	0	2,764,874	244,737	(9,611)	*
NDOT	PW Traffic Calming	40119	42407119	10/22/2018	GSD FY19B Capital Projects	1,500,000	0	2,307	1,474,442	1,681	23,877	
NDOT	PW Bikeways Program	40119	42408119	10/22/2018	GSD FY19B Capital Projects	1,500,000	0	80,116	1,196,518	232,829	70,653	
NDOT	PW East Bank/Cowan-Infrastrct	40119	42409119	10/22/2018	GSD FY19B Capital Projects	20,000,000	0	0	13,827,274	0	6,172,726	
NDOT	PW Solid Waste-Landfill Repair	40119	42410119	10/22/2018	GSD FY19B Capital Projects	500,000	0	110,790	230,815	162,185	107,000	
NDOT	PW Traffic Management	40220	42400220	3/18/2020	GSD FY20B Cap Projs RS2020-21	1,250,000	0	122,733	648,157	39,653	562,190	
NDOT	PW Paving Program	40220	42401220	3/18/2020	GSD FY20B Cap Projs RS2020-21	6,000,000	1,168	755,588	5,837,349	419,922	(257,271)	*
NDOT	PW Sidewalk Program	40220	42402220	3/18/2020	GSD FY20B Cap Projs RS2020-21	4,000,000	0	0	3,749,115	2,499	248,386	
NDOT	PW Roadways/ROW Improv/Maintenanc	40220	42403220	3/18/2020	GSD FY20B Cap Projs RS2020-21	2,200,000	0	4,538	1,953,509	236,491	10,000	
NDOT	PW Solid Waste Equipment	40220	42404220	3/18/2020	GSD FY20B Cap Projs RS2020-21	500,000	0	0	499,928	0	72	
NDOT	PW State of Good Repair - Paving	42021	42403021	3/3/2021	Transportation Plan FY21 Cap Proj	28,000,000	(25,356)	281,200	27,254,513	634,695	110,792	
NDOT	PW State of Good Repair - Sidewalks	42021	42404021	3/3/2021	Transportation Plan FY21 Cap Proj	10,000,000	0	64,404	9,536,507	432,648	30,845	
NDOT	PW State of Good Repair - Bridge Progr	42021	42405021	3/3/2021	Transportation Plan FY21 Cap Proj	7,750,000	15,903	31,972	7,434,886	94,271	220,843	
NDOT	PW State of Good Repair -Bridge Lightin	42021	42406021	3/3/2021	Transportation Plan FY21 Cap Proj	2,250,000	0	206,356	2,070,624	42,726	136,650	
NDOT	PW Sidewalks-Walk/Bike Updates-Lwr E	42021	42407021	3/3/2021	Transportation Plan FY21 Cap Proj	11,000,000	(306)	1,015,275	9,281,129	833,918	884,953	
NDOT	PW Jefferson St Cap - Roadways ROW	42021	42408021	3/3/2021	Transportation Plan FY21 Cap Proj	5,800,000	0	404,141	1,348,123	1,901,877	2,550,000	
NDOT	PW Restoration & Resiliency-Roadways	42021	42409021	3/3/2021	Transportation Plan FY21 Cap Proj	10,055,690	24,229	473,881	5,991,653	2,588,388	1,475,649	
NDOT	PW East Bank - Planning	42021	42409121	3/3/2021	Transportation Plan FY21 Cap Proj	4,944,310	0	(1,160,583)	4,288,338	655,972	0	
NDOT	PW SafetyVisionZero &TrafficCalm-Traff	42021	42410021	3/3/2021	Transportation Plan FY21 Cap Proj	15,000,000	11,413	711,372	13,388,347	1,320,668	290,985	
NDOT	PW Active Transportation -Bikeways	42021	42411021	3/3/2021	Transportation Plan FY21 Cap Proj	4,500,000	4,488	330,031	2,793,788	1,414,768	291,444	
NDOT	PW TrafficMgt&Signal Upgrd-Traf Ctrl C	42021	42413021	3/3/2021	Transportation Plan FY21 Cap Proj	499,965	0	0	499,965	0	0	
NDOT	PW TrafficMgt&Signal Upgrd-Traf Mgt Pl	42021	42414021	3/3/2021	Transportation Plan FY21 Cap Proj	5,300,000	(9,505)	240,313	4,439,490	860,510	0	
NDOT	PW TrafficMgt&Signal Upgrd-Roadways	42021	42415021	3/3/2021	Transportation Plan FY21 Cap Proj	1,700,000	(156,000)	(151,616)	810,837	607,796	281,367	
NDOT	PW Downtn Neighbrhd Traffic Proj-Road	42021	42416021	3/3/2021	Transportation Plan FY21 Cap Proj	1,000,000	0	0	915,000	56,500	28,500	
NDOT	PW Info Tech - IT Upgrades	42021	42417021	3/3/2021	Transportation Plan FY21 Cap Proj	1,000,000	0	0	749,933	4,950	245,117	
NDOT	PW Info Tech - IT Upgrades - NDOT	42021	42417121	3/3/2021	Transportation Plan FY21 Cap Proj	2,922,000	0	105,786	1,953,164	584,357	384,479	
NDOT	PW Land Purchase - Roadways	42021	42418021	3/3/2021	Transportation Plan FY21 Cap Proj	1,000,000	0	0	0	0	1,000,000	
NDOT	PW Active Transprt -Roadways/ROW	42021	42419021	3/3/2021	Transportation Plan FY21 Cap Proj	2,500,000	0	2,534	2,280,313	26,426	193,261	
NDOT	PW GSD Library Parking Garage	44116	42431016	6/10/2015	GSD PW FY16 S/F Capital Projs	10,000,000	0	0	10,000,000	0	0	
NDOT	PW USD Bikeways	48009	42401010	6/10/2009	USD FY10 Capital Projects Fund	889,698	0	0	884,407	0	5,291	
NDOT	PW USD Roadway Projects	48009	42408010	6/10/2009	USD FY10 Capital Projects Fund	7,226,761	0	0	7,226,761	0	0	

Metropolitan Government of Nashville and Davidson County
 Quarterly Financial Updates
 Inception through December 2025
 General Obligation Capital Projects

Department Description	Business Unit Description	Fund Number	Business Unit / Job #	Project Approval Date	Fund Description	Budget	Period Actual Amount	YTD Actual	Inception to Date Actual	Encumbrnc Amount	Remaining Balance	Notes
NDOT	PW USD Sidewalks	48009	42410010	6/10/2009	USD FY10 Capital Projects Fund	2,277,325	0	0	2,277,325	0	0	
NDOT	PW SWalk Paving Rdwy-Recall	48009	42481010	6/10/2009	USD FY10 Capital Projects Fund	4,217	0	0	4,217	0	0	
NDOT	PW USD Paving/Resurfacing	48011	42406011	9/27/2010	USD FY11 Capital Projects Fund	4,985,510	0	0	4,985,915	0	(405)	**
NDOT	PW USD Sidewalks	48011	42410011	9/27/2010	USD FY11 Capital Projects Fund	5,000,000	0	0	5,000,000	0	0	
NDOT	PW USD Multi Fam Refuse/Recycl	48011	42414011	9/27/2010	USD FY11 Capital Projects Fund	250,000	0	0	239,535	0	10,465	
NDOT	PW USD Refuse/Recycle Contain	48011	42415011	9/27/2010	USD FY11 Capital Projects Fund	275,000	0	0	274,990	0	10	
NDOT	PW SWalk Paving Rdwy-Recall	48011	42481011	9/27/2010	USD FY11 Capital Projects Fund	305,922	0	0	305,922	0	0	
NDOT	PW Solid Waste Study	48017	42481017	6/22/2016	USD FY17 Capital Projects Fund	500,000	0	0	499,999	1	0	
NDOT	PW USD Paving/Road Projects	48113	42486113	2/12/2013	USD FY13B Capital Projects	4,981,420	0	0	4,976,241	5,180	0	
NDOT	PW USD Annexation	48118	42484118	2/12/2013	USD FY18B Capital Projects	225,000	0	0	225,000	0	0	
NASHVILLE DEPT OF TRANSPORTATION TOTALS						1,205,923,983	1,991,623	30,527,209	967,818,152	86,415,108	151,690,722	
						* Overage due to Encumbrances. Negative Balance will Clear as Actual Payments are Made or Encumbrances are cancelled.						
						** Overage due to Mis-Applied Payment and is in the Process of Being Corrected.						
Farmer's Market	FAR Farmers Mkt Projects	40109	60401010	6/10/2009	GSD FY10 Self-funding Cap Proj	43,668	0	0	77,083	0	(33,415)	**
Farmer's Market	FAR Farmers Mkt HVAC Replace	40119	60402119	10/22/2018	GSD FY19B Capital Projects	1,200,000	0	0	1,198,158	0	1,842	
FARMERS' MARKET TOTALS						1,243,668	0	0	1,275,241	0	(31,573)	
						** Overage to be transferred to separate capital account to clear negative balance.						
Muni Auditorium	MUN Life & Safety Upgrades	40009	61401010	6/10/2009	GSD FY10 Capital Projects Fund	0	0	0	0	0	0	
Muni Auditorium	MUN Plumbing HVAC Repairs/Reno	40021	61400021	3/3/2021	GSD FY21 Cap Projs RS2021-757	2,500,000	(1,062)	55,727	1,397,150	118,558	984,292	
MUNICIPAL AUDITORIUM TOTALS						2,500,000	(1,062)	55,727	1,397,150	118,558	984,292	
Fairgrounds-Nash	BFC Fairgrounds Improvements	40017	62401017	6/22/2016	GSD FY17 Capital Projects	17,000,000	0	0	16,898,511	0	101,489	
Fairgrounds-Nash	BFC Fairgrounds Infrastructure	40022	62401022	12/8/2021	GSD FY22 Cap Projs RS2021-120	22,000,000	0	1,403,053	12,668,411	3,920,587	5,411,002	
Fairgrounds-Nash	BFC Fairgrounds Campus Completion	40023	62401023	2/21/2023	GSD FY23 Cap Projs RS2023-197	19,300,000	0	282,611	2,838,831	5,674,185	10,786,984	
Fairgrounds-Nash	BFC Solar Installation	40025	62400025	12/17/2024	GSD FY25 Cap Projs RS2024-882	2,408,000	0	0	0	0	2,408,000	
Fairgrounds-Nash	BFC Buildings & Facilities Imp	40019	62401019	9/5/2018	GSD FY19 Cap Projs RS2018-132	25,000,000	0	0	24,996,320	(18,474)	22,154	
FAIRGROUNDS - NASHVILLE TOTALS						85,708,000	0	1,685,664	57,402,073	9,576,298	18,729,629	
						* Overage due to Encumbrances. Negative Balance will Clear as Actual Payments are Made or Encumbrances are cancelled.						
Sports Authority	x-SPA Roof and Signage	40009	64401010	6/10/2009	GSD FY10 Capital Projects Fund	13,995	0	0	13,995	0	0	
Sports Authority	SPA MLS Infrastructure	40019	64401019	9/5/2018	GSD FY19 Cap Projs RS2018-132	25,000,000	0	0	24,930,012	23,951	46,037	
Sports Authority	x-SPA Bridgestone Arena Ext Imp	40113	64401113	2/12/2013	GSD FY13B Capital Projects	6,214,040	0	0	6,214,040	0	0	
SPORTS AUTHORITY TOTALS						31,228,035	0	0	31,158,047	23,951	46,037	

Metropolitan Government of Nashville and Davidson County
 Quarterly Financial Updates
 Inception through December 2025
 General Obligation Capital Projects

Department Description	Business Unit Description	Fund Number	Business Unit / Job #	Project Approval Date	Fund Description	Budget	Period Actual Amount	YTD Actual	Inception to Date Actual	Encumbrnc Amount	Remaining Balance	Notes
* Overage due to Encumbrances. Negative Balance will Clear as Actual Payments are Made or Encumbrances are cancelled.												
Water & Sewer	W&S Stormwater Drain GO Closeo	40009	65401010	6/10/2009	GSD FY10 Capital Projects Fund	328,560	0	0	253,590	0	74,970	
Water & Sewer	W&S FY17 StormwaterHomeBuyouts	40017	65401017	6/22/2016	GSD FY17 Capital Projects	5,000,000	0	0	4,718,153	567	281,280	
Water & Sewer	W&S Waste Services Hvy Equip/Garbg	40022	65401022	12/8/2021	GSD FY22 Cap Projs RS2021-120	1,280,000	0	0	1,280,000	0	0	
Water & Sewer	W&S Waste Services Security	40022	65402022	12/8/2021	GSD FY22 Cap Projs RS2021-120	1,000,000	0	55,000	510,983	58,709	430,308	
Water & Sewer	W&S PB Upgrade Drains Moormans Arm	40022	65402122	12/8/2021	GSD FY22 Cap Projs RS2021-120	500,000	0	0	376,953	0	123,047	
Water & Sewer	W&S SW County-wide Projects	40022	65403022	12/8/2021	GSD FY22 Cap Projs RS2021-120	12,550,000	0	0	14,718,838	0	(2,168,838)	**
Water & Sewer	W&S SW Engineering & Design	40022	65404022	12/8/2021	GSD FY22 Cap Projs RS2021-120	3,000,000	0	0	3,074,972	0	(74,972)	**
Water & Sewer	W&S Waste Collection	40024	65401024	2/21/2024	GSD FY24 Cap Projs RS2024-194	1,000,000	0	(548,598)	1,000,000	0	0	
Water & Sewer	W&S Customer Info System (CIS)	40024	65402024	2/21/2024	GSD FY24 Cap Projs RS2024-194	1,000,000	0	0	118,358	0	881,642	
Water & Sewer	W&S Waste Diversion Pilot - 2nd Ave	40024	65403024	2/21/2024	GSD FY24 Cap Projs RS2024-194	1,500,000	0	0	0	0	1,500,000	
Water & Sewer	W&S SW Capitl Constructn/Remediation	40024	65404024	2/21/2024	GSD FY24 Cap Projs RS2024-194	13,000,000	0	0	0	0	13,000,000	
Water & Sewer	W&S SW Captl Constructn/Remedial Mail	40025	65404025	12/17/2024	GSD FY25 Cap Projs RS2024-882	12,925,000	0	155,934	155,934	1,013,444	11,755,622	
Water & Sewer	W&S SW State of Good Repair-SW Proj	41021	65401021	3/3/2021	W&S GSD Stormwater FY21 SF C	19,830,000	0	0	19,035,663	402,842	391,495	
Water & Sewer	W&S Stormwater Program	41113	65411113	2/12/2013	W&S GSD StormwaterS/F FY13BC	49,987,776	0	0	49,987,776	0	0	
Water & Sewer	W&S Stormwater FY18B SF Projs	41118	65411118	11/22/2017	W&S GSD StormwaterS/F FY18BC	10,000,000	0	0	9,770,074	164,028	65,898	
Water & Sewer	W&S Stormwater FY19B SF Projs	41119	65411119	10/22/2018	W&S GSD StormwaterS/F FY19BC	20,000,000	0	0	20,783,083	9,445	(792,528)	**
Water & Sewer	x-W&S SW USD Drain GO Closeout	48009	65402010	6/10/2009	USD FY10 Capital Projects Fund	177,159	0	0	177,159	0	0	
Water & Sewer	W&S Stormwater S/F FY10 CapPrj	49110	65403010	6/10/2009	W&S GSD Stormwater S/F FY10C	48,299,981	0	0	47,316,352	164,322	819,307	
Water & Sewer	W&S Stormwater Fairgrounds	49110	65405010	6/10/2009	W&S GSD Stormwater S/F FY10C	1,695,000	0	0	1,695,000	0	0	
WATER & SEWER TOTALS						203,073,476	0	(337,664)	174,972,888	1,813,357	26,287,231	
** Overage to be transferred to separate capital account to clear negative balance.												
General Hospital	x-GHOStar and Rev Cycle Softwar	40009	67401010	6/10/2009	GSD FY10 Capital Projects Fund	284,479	0	0	284,479	0	0	
General Hospital	x-GHO STAR Technology Proj	40014	67401014	6/12/2013	GSD FY14 Capital Projects	2,300,000	0	0	2,300,000	0	0	
General Hospital	x-GHOIT System Replace/McKesson	40015	67401015	6/18/2014	GSD FY15 Capital Projects	1,200,000	0	0	1,200,000	0	0	
General Hospital	x-GHOMedical Equipment	40015	67402015	6/18/2014	GSD FY15 Capital Projects	1,800,000	0	0	1,800,000	0	0	
General Hospital	GHO Maint/ Renovation/ Equipmt	40016	67401016	6/10/2015	GSD FY16 Capital Projects	3,000,000	0	0	3,000,000	0	0	
General Hospital	GHO Misc Equipment/Upgrades	40017	67401017	6/22/2016	GSD FY17 Capital Projects	5,000,000	0	0	5,000,000	0	0	
General Hospital	GHO Misc Repairs Maint Equipmt	40119	67401119	10/22/2018	GSD FY19B Capital Projects	2,400,000	0	0	2,400,000	0	0	
GENERAL HOSPITAL TOTALS						15,984,479	0	0	15,984,479	0	0	
DES-Dist Energy	W&S DES Engineering	40024	68401024	2/21/2024	GSD FY24 Cap Projs RS2024-194	45,000	0	0	0	0	45,000	
DES-Dist Energy	W&S DES Tunnel Repairs	40024	68402024	2/21/2024	GSD FY24 Cap Projs RS2024-194	935,000	0	0	0	0	935,000	
DES-Dist Energy	W&S DES Service Connectns - Repairs	40024	68403024	2/21/2024	GSD FY24 Cap Projs RS2024-194	1,565,000	0	0	0	0	1,565,000	

Metropolitan Government of Nashville and Davidson County
 Quarterly Financial Updates
 Inception through December 2025
 General Obligation Capital Projects

Department Description	Business Unit Description	Fund Number	Business Unit / Job #	Project Approval Date	Fund Description	Budget	Period Actual Amount	YTD Actual	Inception to Date Actual	Encumbrnc Amount	Remaining Balance	Notes
DES-Dist Energy	W&S DES Captl Constrctn / Remedial M	40025	68401025	12/17/2024	GSD FY25 Cap Projs RS2024-882	2,975,000	0	0	0	0	2,975,000	
DES-Dist Energy	DES MCC Infrastructure CP	49107	68403010	9/27/2010	DES MCC Infrastructure FY11 CP	8,500,000	0	3,988	8,421,264	0	78,736	
DES-Dist Energy	DES Misc Service Projects	49109	68401010	6/10/2009	DES FY10 Self-Funding Cap Proj	2,919,390	0	0	2,849,185	1,245	68,961	
DES-Dist Energy	DES Customer Connection and Re	49109	68402010	6/10/2009	DES FY10 Self-Funding Cap Proj	2,410,000	0	0	1,047,758	0	1,362,242	
DES-Dist Energy	DES FY16 Misc Service Projects	49116	68401016	6/10/2015	USD DES FY16 S/F Capital Projs	25,284,478	0	77,516	7,870,918	529,030	16,884,530	
	DISTRICT ENERGY SYSTEM TOTALS					44,633,868	0	81,504	20,189,125	530,275	23,914,469	
					* Overage due to Encumbrances. Negative Balance will Clear as Actual Payments are Made or Encumbrances are cancelled.							
Nashville Waste	NWS Facilities, Landfill, Equip & Maint	40025	72400025	12/17/2024	GSD FY25 Cap Projs RS2024-882	2,000,000	39,724	800,498	1,702,091	275,764	22,145	
Nashville Waste	NWS Collectn&Recycling-Hardware&So	40025	72401025	12/17/2024	GSD FY25 Cap Projs RS2024-882	5,000,000	14,592	1,574,206	2,270,913	519,409	2,209,678	
Nashville Waste	NWS Convenience Centers	40025	72402025	12/17/2024	GSD FY25 Cap Projs RS2024-882	5,000,000	6,148	304,770	1,016,023	1,250,498	2,733,479	
	WASTE SERVICES TOTALS					12,000,000	60,464	2,679,474	4,989,027	2,045,671	4,965,302	
Metro Action Com	x-MAC New Headstart North Kitch	40009	75401010	6/10/2009	GSD FY10 Capital Projects Fund	20,889	0	0	20,889	0	0	
Metro Action Com	x-MAC New Headstart Fac Douglas	40009	75402010	6/10/2009	GSD FY10 Capital Projects Fund	27,033	0	0	27,033	0	0	
Metro Action Com	MAC Repairs/Major Maintenance	40018	75401018	6/14/2017	GSD FY18 Capital Projects	2,500,000	0	0	2,500,000	0	0	
Metro Action Com	MAC Sprinkler System Installations	40021	75400021	3/3/2021	GSD FY21 Cap Projs RS2021-757	500,000	0	230,255	248,899	278,735	(27,634)	*
Metro Action Com	MAC Replace Damaged Walls Flooring	40021	75401021	3/3/2021	GSD FY21 Cap Projs RS2021-757	150,000	0	0	8,014	0	141,986	
Metro Action Com	MAC Replace Damaged Tile - Douglass	40021	75402021	3/3/2021	GSD FY21 Cap Projs RS2021-757	150,000	0	0	146,775	0	3,225	
Metro Action Com	MAC Recon Side of Richland Ctr Parkg	40021	75403021	3/3/2021	GSD FY21 Cap Projs RS2021-757	250,000	0	0	0	0	250,000	
	METRO ACTION COMMISSION TOTALS					3,597,922	0	230,255	2,951,610	278,735	367,577	
					* Overage due to Encumbrances. Negative Balance will Clear as Actual Payments are Made or Encumbrances are cancelled.							
MDHA	x-MDHA African Am Museum	40009	77401010	6/10/2009	GSD FY10 Capital Projects Fund	465,898	0	0	465,898	0	0	
MDHA	x-MDHA Adventure Science	40009	77406010	6/10/2009	GSD FY10 Capital Projects Fund	245,747	0	0	245,747	0	0	
MDHA	x-MDHA Zoo	40009	77408010	6/10/2009	GSD FY10 Capital Projects Fund	451,235	0	0	451,235	0	0	
MDHA	x-MDHA Affordable Housng Infrastr	40016	77401016	6/10/2015	GSD FY16 Capital Projects	4,000,000	0	0	4,000,000	0	0	
MDHA	MDHA Infrastructure Improv-Hsg	40017	77401017	6/22/2016	GSD FY17 Capital Projects	7,000,000	0	0	7,000,000	0	0	
MDHA	MDHA Infrastr Particptn Agrmts-Affrd Hs	40021	77400021	3/3/2021	GSD FY21 Cap Projs RS2021-757	2,000,000	0	0	85,225	0	1,914,775	
MDHA	MDHA Affrd Hous'g-Infra Partcptn Agrm	40022	77401022	12/8/2021	GSD FY22 Cap Projs RS2021-120	3,000,000	0	0	3,000,000	0	0	
MDHA	MDHA Affrd Housg-Infra Partcptn Agrmr	40022	77401122	12/8/2021	GSD FY22 Cap Projs RS2021-120	2,000,000	0	0	0	0	2,000,000	
MDHA	MDHA African Am Museum	40209	77411010	6/10/2009	GSD FY10 Non-BAB Capital Projs	8,987,947	0	0	8,987,947	0	0	
MDHA	x-MDHA Frist CF FY10	40209	77412010	6/10/2009	GSD FY10 Non-BAB Capital Projs	106,073	0	0	106,073	0	0	
MDHA	x-MDHA Adventure Science	40209	77413010	6/10/2009	GSD FY10 Non-BAB Capital Projs	4,253	0	0	4,253	0	0	
MDHA	x-MDHA Frist FY10	40209	77414010	6/10/2009	GSD FY10 Non-BAB Capital Projs	130,611	0	0	130,611	0	0	
MDHA	x-MDHA Zoo	40209	77415010	6/10/2009	GSD FY10 Non-BAB Capital Projs	548,765	0	0	548,765	0	0	

Metropolitan Government of Nashville and Davidson County
 Quarterly Financial Updates
 Inception through December 2025
 General Obligation Capital Projects

Department Description	Business Unit Description	Fund Number	Business Unit / Job #	Project Approval Date	Fund Description	Budget	Period Actual Amount	YTD Actual	Inception to Date Actual	Encumbrnc Amount	Remaining Balance	Notes
MDHA	x-MDHA USD Riverfront Redevelo	48009	77402010	6/10/2009	USD FY10 Capital Projects Fund	7,950,000	0	0	7,950,000	0	0	
MDHA	x-MDHA USD Gulch Arts Ctr Redev	48009	77404010	6/10/2009	USD FY10 Capital Projects Fund	1,008,708	0	0	1,008,708	0	0	
MDHA	x-MDHA USD Riverfront Phase 2	48009	77405010	6/10/2009	USD FY10 Capital Projects Fund	15,597,347	0	0	15,597,347	0	0	
	MDHA TOTALS					53,496,585	0	0	49,581,810	0	3,914,775	
MTA	x-MTA Carry Forward to FY10	40009	78401010	6/10/2009	GSD FY10 Capital Projects Fund	1,037,726	0	0	1,037,726	0	0	
MTA	x-MTA Fed Grant Local Match	40009	78402010	6/10/2009	GSD FY10 Capital Projects Fund	4,400,000	0	0	4,400,000	0	0	
MTA	x-MTA Bus Rapid Transit Infrst	40009	78403010	6/10/2009	GSD FY10 Capital Projects Fund	3,500,000	0	0	3,500,000	0	0	
MTA	x-MTA Building Improvements	40009	78404010	6/10/2009	GSD FY10 Capital Projects Fund	3,170,000	0	0	3,170,000	0	0	
MTA	x-MTA Replace Paratransit Vehic	40009	78405010	6/10/2009	GSD FY10 Capital Projects Fund	2,600,000	0	0	2,600,000	0	0	
MTA	x-MTA Replace 40/60 ft Buses	40009	78406010	6/10/2009	GSD FY10 Capital Projects Fund	10,100,000	0	0	10,100,000	0	0	
MTA	x-MTA Grant Local Match	40011	78402011	9/27/2010	GSD FY11 Capital Projects Fund	1,550,000	0	0	1,550,000	0	0	
MTA	x-MTA Route Analysis	40011	78403011	9/27/2010	GSD FY11 Capital Projects Fund	800,000	0	0	800,000	0	0	
MTA	MTA RTA Grant Local Match	40011	78404011	9/27/2010	GSD FY11 Capital Projects Fund	250,000	0	0	250,000	0	0	
MTA	MTA Paratransit Vehicles	40011	78405011	9/27/2010	GSD FY11 Capital Projects Fund	1,200,000	0	0	1,200,000	0	0	
MTA	x-MTA Replacement Buses	40011	78406011	9/27/2010	GSD FY11 Capital Projects Fund	6,950,000	0	0	6,950,000	0	0	
MTA	x-MTA Grant Matches	40013	78402013	6/19/2012	GSD FY13 Capital Projects Fund	4,292,000	0	0	4,292,000	0	0	
MTA	MTA Murfreesboro Road BRT	40013	78403013	6/19/2012	GSD FY13 Capital Projects Fund	4,800,000	0	0	4,800,000	0	0	
MTA	x-MTA RTA - Grant Matches	40013	78404013	6/19/2012	GSD FY13 Capital Projects Fund	500,000	0	0	500,000	0	0	
MTA	x-MTA Paratransit Buses	40013	78405013	6/19/2012	GSD FY13 Capital Projects Fund	3,360,000	0	0	3,360,000	0	0	
MTA	x-MTA Fixed Route Buses	40013	78406013	6/19/2012	GSD FY13 Capital Projects Fund	18,000,000	0	0	18,000,000	0	0	
MTA	MTA Music City Circuit Buses	40013	78407013	6/19/2012	GSD FY13 Capital Projects Fund	3,500,000	0	0	3,500,000	0	0	
MTA	MTA Grant Matches Special	40013	78408013	6/19/2012	GSD FY13 Capital Projects Fund	3,158,000	0	0	3,158,000	0	0	
MTA	MTA RTA -Property Improvements	40013	78409013	6/19/2012	GSD FY13 Capital Projects Fund	50,000	0	0	50,000	0	0	
MTA	MTA The AMP	40014	78401014	6/12/2013	GSD FY14 Capital Projects	3,000,000	0	0	3,000,000	0	0	
MTA	x-MTA Grant MatchVeh Prep/Log13	40014	78402014	6/12/2013	GSD FY14 Capital Projects	250,000	0	0	250,000	0	0	
MTA	x-MTA Grant MatchVeh Prep/Log14	40014	78403014	6/12/2013	GSD FY14 Capital Projects	2,250,000	0	0	2,250,000	0	0	
MTA	MTA Grant Match-RTA thru MTA13	40014	78404014	6/12/2013	GSD FY14 Capital Projects	750,000	0	0	750,000	0	0	
MTA	MTA Grant Match-RTA thru MTA14	40014	78405014	6/12/2013	GSD FY14 Capital Projects	1,250,000	0	0	1,250,000	0	0	
MTA	x-MTA Replacement 12 Buses	40014	78406014	6/12/2013	GSD FY14 Capital Projects	10,000,000	0	0	10,000,000	0	0	
MTA	x-MTA Vehicle Location Sys AVL	40014	78407014	6/12/2013	GSD FY14 Capital Projects	1,500,000	0	0	1,500,000	0	0	
MTA	x-MTA Paratransit Vehicles	40014	78408014	6/12/2013	GSD FY14 Capital Projects	2,000,000	0	0	2,000,000	0	0	
MTA	MTA Myatt Building Renovations	40014	78409014	6/12/2013	GSD FY14 Capital Projects	1,500,000	0	0	1,500,000	0	0	
MTA	x-MTA Grant Match	40015	78401015	6/18/2014	GSD FY15 Capital Projects	3,350,000	0	0	3,350,000	0	0	
MTA	MTA Building Renovations	40015	78402015	6/18/2014	GSD FY15 Capital Projects	2,000,000	0	0	2,000,000	0	0	
MTA	MTA BRT Lite Infrastructure	40015	78403015	6/18/2014	GSD FY15 Capital Projects	3,000,000	0	0	3,000,000	0	0	
MTA	MTA RTA - Grant Match	40015	78404015	6/18/2014	GSD FY15 Capital Projects	350,000	0	0	350,000	0	0	
MTA	x-MTA Bus Shelters	40015	78405015	6/18/2014	GSD FY15 Capital Projects	1,000,000	0	0	1,000,000	0	0	

Metropolitan Government of Nashville and Davidson County
Quarterly Financial Updates
Inception through December 2025
General Obligation Capital Projects

Department Description	Business Unit Description	Fund Number	Business Unit / Job #	Project Approval Date	Fund Description	Budget	Period Actual Amount	YTD Actual	Inception to Date Actual	Encumbrnc Amount	Remaining Balance	Notes
MTA	MTA Replacement Buses/Vehicles	40015	78406015	6/18/2014	GSD FY15 Capital Projects	8,300,000	0	0	8,300,000	0	0	
MTA	MTA Replacement Buses	40016	78401016	6/10/2015	GSD FY16 Capital Projects	7,277,500	0	0	7,277,500	0	0	
MTA	MTA - Grant Match	40016	78402016	6/10/2015	GSD FY16 Capital Projects	3,162,500	0	0	3,162,500	0	0	
MTA	MTA Paratransit Vehicles	40016	78403016	6/10/2015	GSD FY16 Capital Projects	1,000,000	0	0	1,000,000	0	0	
MTA	MTA RTA - Grant Match	40016	78404016	6/10/2015	GSD FY16 Capital Projects	1,560,000	0	0	1,560,000	0	0	
MTA	x MTA * Replacement Buses	40017	78401017	6/22/2016	GSD FY17 Capital Projects	12,510,000	0	0	12,510,000	0	0	
MTA	MTA Grant Matches	40017	78402017	6/22/2016	GSD FY17 Capital Projects	2,630,000	0	0	2,630,000	0	0	
MTA	MTA Fare Collection System	40017	78403017	6/22/2016	GSD FY17 Capital Projects	3,650,000	0	0	3,650,000	0	0	
MTA	x MTA * Grant Match - RTA	40017	78404017	6/22/2016	GSD FY17 Capital Projects	1,210,000	0	0	1,210,000	0	0	
MTA	MTA Access Ride Replacements	40018	78401018	6/14/2017	GSD FY18 Capital Projects	2,280,000	0	0	2,280,000	0	0	
MTA	MTA Replacement Buses	40018	78402018	6/14/2017	GSD FY18 Capital Projects	14,200,000	0	0	14,200,000	0	0	
MTA	MTA Bus Mid-Life Overhauls	40018	78403018	6/14/2017	GSD FY18 Capital Projects	1,020,000	0	0	695,697	0	324,303	
MTA	x MTA * Fed / State Grants	40018	78404018	6/14/2017	GSD FY18 Capital Projects	4,000,000	0	0	4,000,000	0	0	
MTA	RTA - Fed / State Grants	40018	78405018	6/14/2017	GSD FY18 Capital Projects	2,000,000	0	0	2,000,000	0	0	
MTA	MTA Fare Collection System	40018	78406018	6/14/2017	GSD FY18 Capital Projects	7,200,000	0	0	7,200,000	0	0	
MTA	MTA TSU Circulator	40018	78407018	6/14/2017	GSD FY18 Capital Projects	1,800,000	0	0	1,800,000	0	0	
MTA	x MTA * Engineering Studies - MTA	40018	78408018	6/14/2017	GSD FY18 Capital Projects	1,250,000	0	0	1,250,000	0	0	
MTA	MTA Engineering Studies - PW	40018	78409018	6/14/2017	GSD FY18 Capital Projects	2,750,000	0	0	2,750,000	0	0	
MTA	MTA Grant Match - MTA	40021	78401021	3/3/2021	GSD FY21 Cap Projs RS2021-757	4,000,000	0	0	4,000,000	0	0	
MTA	MTA Grant Match - RTA	40021	78402021	3/3/2021	GSD FY21 Cap Projs RS2021-757	660,000	0	0	0	0	660,000	
MTA	MTA Shelter Imprvmts & Nbrhd Trans Ct	40021	78403021	3/3/2021	GSD FY21 Cap Projs RS2021-757	2,000,000	0	0	2,000,000	0	0	
MTA	MTA PB Bus Shelters-PartcBdgt Boundr	40021	78441121	12/8/2021	GSD FY22 Cap Projs RS2021-120	267,990	0	0	267,990	0	0	
MTA	MTA Grant Match - State / Fed Grants	40022	78441121	12/8/2021	GSD FY22 Cap Projs RS2021-120	5,000,000	14,510	518,789	3,774,950	0	1,225,050	
MTA	MTA RTA Grant Match - State / Fed Gra	40022	78441121	12/8/2021	GSD FY22 Cap Projs RS2021-120	760,000	0	0	0	0	760,000	
MTA	MTA PB Bus Shelter Clarksville Pike	40022	78402122	12/8/2021	GSD FY22 Cap Projs RS2021-120	60,000	0	0	44,875	0	15,125	
MTA	MTA Replacement Buses	40022	78441121	12/8/2021	GSD FY22 Cap Projs RS2021-120	10,000,000	0	0	10,000,000	0	0	
MTA	MTA Neighborhood Transit Centers	40022	78441121	12/8/2021	GSD FY22 Cap Projs RS2021-120	3,300,000	0	61,161	285,947	0	3,014,053	
MTA	MTA Replace Body-on-Chassis, Small B	40022	78441121	12/8/2021	GSD FY22 Cap Projs RS2021-120	2,000,000	0	0	2,000,000	0	0	
MTA	MTA Expsn Buses-Better Bus Srvc Impr	40022	78441121	12/8/2021	GSD FY22 Cap Projs RS2021-120	2,000,000	0	0	2,000,000	0	0	
MTA	MTA Transit Stops / Shelter Imprvmnts	40022	78441121	12/8/2021	GSD FY22 Cap Projs RS2021-120	3,000,000	0	926,542	2,208,067	0	791,933	
MTA	MTA Murf Pk, Plan'g - Bus Rapid Transit	40022	78441121	12/8/2021	GSD FY22 Cap Projs RS2021-120	2,000,000	0	40,215	1,402,861	0	597,139	
MTA	MTA Clarksvl Pk-Bus Rapid Transit Plan	40022	78441121	12/8/2021	GSD FY22 Cap Projs RS2021-120	2,000,000	0	0	0	0	2,000,000	
MTA	MTA Grant Match - State / Fed Grants	40023	78401023	2/21/2023	GSD FY23 Cap Projs RS2023-197	6,000,000	0	0	0	0	6,000,000	
MTA	MTA RTA Grant Match - State / Fed Gra	40023	78402023	2/21/2023	GSD FY23 Cap Projs RS2023-197	1,250,000	0	0	0	0	1,250,000	
MTA	MTA Neighborhood Transit Centers	40023	78403023	2/21/2023	GSD FY23 Cap Projs RS2023-197	8,000,000	0	0	989,237	0	7,010,763	
MTA	MTA Better Bus Fleet Expansion	40023	78404023	2/21/2023	GSD FY23 Cap Projs RS2023-197	8,180,000	0	0	8,180,000	0	0	
MTA	MTA Transit Stops / Shelter Imprvmnts	40023	78405023	2/21/2023	GSD FY23 Cap Projs RS2023-197	1,500,000	0	0	0	0	1,500,000	
MTA	MTA PB Safe Bus Stops	40023	78422123	2/21/2023	GSD FY23 Cap Projs RS2023-197	40,000	0	0	0	0	40,000	
MTA	MTA Grant Match-State&Fed Grants	40024	78401024	2/21/2024	GSD FY24 Cap Projs RS2024-194	6,000,000	0	0	0	0	6,000,000	

Metropolitan Government of Nashville and Davidson County
 Quarterly Financial Updates
 Inception through December 2025
 General Obligation Capital Projects

Department Description	Business Unit Description	Fund Number	Business Unit / Job #	Project Approval Date	Fund Description	Budget	Period Actual Amount	YTD Actual	Inception to Date Actual	Encumbrnc Amount	Remaining Balance	Notes
MTA	MTA RTA Grant Match-State&Fed Grant	40024	78402024	2/21/2024	GSD FY24 Cap Projs RS2024-194	1,250,000	0	0	0	0	1,250,000	
MTA	MTA WeGo Access Paratransit Vehicles	40024	78403024	2/21/2024	GSD FY24 Cap Projs RS2024-194	3,174,000	0	1,861,144	3,174,000	0	0	
MTA	MTA Replacement Buses / Chassis	40024	78404024	2/21/2024	GSD FY24 Cap Projs RS2024-194	8,600,000	0	1,999,449	7,997,796	0	602,204	
MTA	MTA Transit Stops / Shelter Imprvmnts	40024	78405024	2/21/2024	GSD FY24 Cap Projs RS2024-194	3,000,000	0	0	0	0	3,000,000	
MTA	MTA Neighborhood Transit Centers	40024	78406024	2/21/2024	GSD FY24 Cap Projs RS2024-194	4,000,000	0	0	0	0	4,000,000	
MTA	MTA Better Bus Fleet Expansion	40024	78407024	2/21/2024	GSD FY24 Cap Projs RS2024-194	4,838,000	4,838,000	4,838,000	4,838,000	0	0	
MTA	MTA Grant Match-State&Fed Grants	40025	78401025	12/17/2024	GSD FY25 Cap Projs RS2024-882	6,000,000	0	0	0	0	6,000,000	
MTA	MTA RTA Grant Match-State&Fed Grant	40025	78402025	12/17/2024	GSD FY25 Cap Projs RS2024-882	1,250,000	0	0	0	0	1,250,000	
MTA	MTA WeGo Access Paratransit Vehicles	40025	78403025	12/17/2024	GSD FY25 Cap Projs RS2024-882	4,700,000	0	1,523,033	1,523,033	0	3,176,967	
MTA	MTA Replacement Buses / Chassis	40025	78404025	12/17/2024	GSD FY25 Cap Projs RS2024-882	9,400,000	0	0	0	0	9,400,000	
MTA	MTA Grant Matching	40119	78402119	10/22/2018	GSD FY19B Capital Projects	2,500,000	0	0	2,500,000	0	0	
MTA	MTA Grant Matches	40220	78400220	3/18/2020	GSD FY20B Cap Projs RS2020-21	3,000,000	0	0	3,000,000	0	0	
MTA	MTA RTA Grant Matches	40220	78401220	3/18/2020	GSD FY20B Cap Projs RS2020-21	1,600,000	0	424,605	1,017,152	0	582,848	
	MTA TOTALS					304,547,716	4,852,510	12,192,938	244,097,331	0	60,450,385	
MNPS	x-ADM MNPS FY10 Capital Conting	45009	01403109	6/10/2009	X-MNPS FY10 Capital Projects	2,700,862	0	0	2,700,862	0	0	
MNPS	x-MNPS Crieve Hall Elem 10 Class	45009	80401009	6/10/2009	X-MNPS FY10 Capital Projects	233,314	0	0	233,314	0	0	
MNPS	x-MNPS Football Stadium Lighting	45009	80401109	6/10/2009	X-MNPS FY10 Capital Projects	550,000	0	0	550,000	0	0	
MNPS	x-MNPS Glengarry Elem 10 Classrm	45009	80402009	6/10/2009	X-MNPS FY10 Capital Projects	54,500	0	0	54,500	0	0	
MNPS	x-MNPS Glenview Elem 11 Classrms	45009	80403009	6/10/2009	X-MNPS FY10 Capital Projects	12,533	0	0	12,533	0	0	
MNPS	x-MNPS Haywood Elem 16 Classrms	45009	80405009	6/10/2009	X-MNPS FY10 Capital Projects	147,912	0	0	147,912	0	0	
MNPS	x-MNPS Madison MS Modernization	45009	80406009	6/10/2009	X-MNPS FY10 Capital Projects	7,826,047	0	0	7,626,513	0	199,534	
MNPS	x-MNPS Wharton Elem Modernizatio	45009	80407009	6/10/2009	X-MNPS FY10 Capital Projects	2,823,730	0	0	2,823,730	0	0	
MNPS	x-MNPS ADA Compliance	45009	80408009	6/10/2009	X-MNPS FY10 Capital Projects	3,152,029	0	0	3,152,029	0	0	
MNPS	x-MNPS Bus Replacement	45009	80409009	6/10/2009	X-MNPS FY10 Capital Projects	2,500,000	0	0	2,500,000	0	0	
MNPS	x-MNPS Entry Vestibule Security	45009	80410009	6/10/2009	X-MNPS FY10 Capital Projects	329,032	0	0	329,032	0	0	
MNPS	x-MNPS Pre K Playgrounds	45009	80412009	6/10/2009	X-MNPS FY10 Capital Projects	284,492	0	0	284,492	0	0	
MNPS	x-MNPS Roof Replacement Repairs	45009	80413009	6/10/2009	X-MNPS FY10 Capital Projects	2,853,549	0	0	2,853,549	0	0	
MNPS	x-MNPS Maintenance Emergencies	45009	80414009	6/10/2009	X-MNPS FY10 Capital Projects	9,172,088	0	0	9,160,394	0	11,694	
MNPS	x-MNPS Technology	45009	80415009	6/10/2009	X-MNPS FY10 Capital Projects	15,000,000	0	0	15,000,000	0	0	
MNPS	x-MNPS Pearl Cohn Pool Renov	45009	80416009	6/10/2009	X-MNPS FY10 Capital Projects	432,000	0	0	432,000	0	0	
MNPS	ADM MNPS FY11 Capital Conting	45011	01403111	9/27/2010	MNPS FY11 Capital Projects	2,000,000	0	0	2,000,000	0	0	
MNPS	x-MNPS Misc Constr. Projects	45011	80405011	9/27/2010	MNPS FY11 Capital Projects	1,280,378	0	0	1,280,378	0	0	
MNPS	x-MNPS Bus Replacement	45011	80409011	9/27/2010	MNPS FY11 Capital Projects	5,000,000	0	0	5,000,000	0	0	
MNPS	x-MNPS Cane Ridge Elementary	45011	80410011	9/27/2010	MNPS FY11 Capital Projects	13,681,260	0	0	13,681,260	0	0	
MNPS	x-MNPS Technology	45011	80415011	9/27/2010	MNPS FY11 Capital Projects	5,038,362	0	0	5,038,362	0	0	
MNPS	x-ADM MNPS FY13 Capital Conting	45013	01411013	6/19/2012	MNPS FY13 Capital Projects	177,009	0	0	177,009	0	0	
MNPS	x-MNPS Antioch Middle Renovation	45013	80404313	6/19/2012	MNPS FY13 Capital Projects	10,623,826	0	0	10,623,826	0	0	

Metropolitan Government of Nashville and Davidson County
 Quarterly Financial Updates
 Inception through December 2025
 General Obligation Capital Projects

Department Description	Business Unit Description	Fund Number	Business Unit / Job #	Project Approval Date	Fund Description	Budget	Period Actual Amount	YTD Actual	Inception to Date Actual	Encumbrnc Amount	Remaining Balance	Notes
MNPS	x-MNPSN Binkley 10 CR Add&Renov	45013	80404413	6/19/2012	MNPS FY13 Capital Projects	7,167,603	0	0	7,167,603	0	0	
MNPS	x-MNPSJohn Early Midd 12 CR Add	45013	80404513	6/19/2012	MNPS FY13 Capital Projects	1,890,116	0	0	1,890,116	0	0	
MNPS	x-MNPSJulia Green ES Land/Plan	45013	80404713	6/19/2012	MNPS FY13 Capital Projects	1,002,298	0	0	1,002,298	0	0	
MNPS	x-MNPSJoelton Middle Renovation	45013	80404813	6/19/2012	MNPS FY13 Capital Projects	8,364,861	0	0	8,364,861	0	0	
MNPS	x-MNPSAZ Kelley Elem 10 CR Add	45013	80404913	6/19/2012	MNPS FY13 Capital Projects	2,475,366	0	0	2,475,366	0	0	
MNPS	x-MNPSAntioch Land New Elem&MS	45013	80405113	6/19/2012	MNPS FY13 Capital Projects	1,012,368	0	0	1,012,368	0	0	
MNPS	x-MNPSHenry Oliver MS 12 CR Add	45013	80405213	6/19/2012	MNPS FY13 Capital Projects	3,301,894	0	0	3,301,894	0	0	
MNPS	x-MNPSRose Park Middle Renovat	45013	80405313	6/19/2012	MNPS FY13 Capital Projects	8,204,734	0	0	8,204,734	0	0	
MNPS	x-MNPSHume Fogg Gym Add / Land	45013	80405413	6/19/2012	MNPS FY13 Capital Projects	8,149,276	0	0	8,149,276	0	0	
MNPS	x-MNPSStratford High Renovation	45013	80405513	6/19/2012	MNPS FY13 Capital Projects	22,631,078	0	0	22,624,427	6,651	0	
MNPS	x-MNPSMisc Maintenance Projects	45013	80405613	6/19/2012	MNPS FY13 Capital Projects	3,000,000	0	0	3,000,000	0	0	
MNPS	x-MNPSMisc Constr. Projects	45013	80405713	6/19/2012	MNPS FY13 Capital Projects	4,373,925	0	0	4,373,925	0	0	
MNPS	x-MNPSBus/Vehicle Replacement	45013	80409013	6/19/2012	MNPS FY13 Capital Projects	10,000,000	0	0	10,000,000	0	0	
MNPS	x-MNPSTechnology Improvements	45013	80415013	6/19/2012	MNPS FY13 Capital Projects	7,625,645	0	0	7,625,645	0	0	
MNPS	x-MNPSSmith Springs Elementary	45014	80404314	6/12/2013	MNPS FY14 Capital Projects	17,681,669	0	0	17,681,669	0	0	
MNPS	x-MNPSGranbery Elem 12 CI Addn	45014	80404414	6/12/2013	MNPS FY14 Capital Projects	2,838,096	0	0	2,838,096	0	0	
MNPS	x-MNPSMadison Middle 12 CI Addn	45014	80404514	6/12/2013	MNPS FY14 Capital Projects	2,466,111	0	0	2,466,111	0	0	
MNPS	x-MNPSMaxwell Elem 12 CI Addn	45014	80404714	6/12/2013	MNPS FY14 Capital Projects	2,557,353	0	0	2,557,353	0	0	
MNPS	x-MNPSShayne Elem 12 CI Addn	45014	80404814	6/12/2013	MNPS FY14 Capital Projects	2,578,596	0	0	2,578,596	0	0	
MNPS	x-MNPSWaverly Belmont EI Add/Rn	45014	80404914	6/12/2013	MNPS FY14 Capital Projects	10,877,571	0	0	10,877,571	0	0	
MNPS	MNPS Goodlettsville Mid Replac	45014	80405014	6/12/2013	MNPS FY14 Capital Projects	20,125,748	0	0	20,125,733	0	15	
MNPS	x-MNPSJulia Green Elem Site Imp	45014	80405114	6/12/2013	MNPS FY14 Capital Projects	288,914	0	0	288,914	0	0	
MNPS	x-MNPSMcGavock H FireSafety Imp	45014	80405214	6/12/2013	MNPS FY14 Capital Projects	513,679	0	0	513,679	0	0	
MNPS	x-MNPSTechnology Improvements	45014	80405314	6/12/2013	MNPS FY14 Capital Projects	7,374,355	0	0	7,374,355	0	0	
MNPS	x-MNPSBus Replacements	45014	80405414	6/12/2013	MNPS FY14 Capital Projects	3,000,000	0	0	3,000,000	0	0	
MNPS	x-MNPSADA Compliance/Accommod	45014	80405514	6/12/2013	MNPS FY14 Capital Projects	1,000,000	0	0	1,000,000	0	0	
MNPS	x-MNPSAsbestos Environ Abatemnt	45014	80405614	6/12/2013	MNPS FY14 Capital Projects	999,352	0	0	999,344	8	0	
MNPS	x-MNPSAsphalt Paving	45014	80405714	6/12/2013	MNPS FY14 Capital Projects	1,000,000	0	0	1,000,000	0	0	
MNPS	x-MNPSCasework/Furniture/Lab Upg	45014	80405814	6/12/2013	MNPS FY14 Capital Projects	1,618,878	0	0	1,618,878	0	0	
MNPS	MNPS Emerg Construction Proj.	45014	80405914	6/12/2013	MNPS FY14 Capital Projects	3,081,648	0	0	3,081,648	0	0	
MNPS	x-MNPSHVAC Upgrades/Replacement	45014	80406014	6/12/2013	MNPS FY14 Capital Projects	4,667,605	0	0	4,654,046	0	13,559	
MNPS	x-MNPSPlumbing/Boiler Upgrades	45014	80406114	6/12/2013	MNPS FY14 Capital Projects	2,499,729	0	0	2,499,729	0	0	
MNPS	x-MNPSRoof Repair/Replacement	45014	80406214	6/12/2013	MNPS FY14 Capital Projects	3,000,344	0	0	3,000,344	0	0	
MNPS	x-MNPSSecurity Upgrades	45014	80406314	6/12/2013	MNPS FY14 Capital Projects	4,752,924	0	0	4,750,709	2,215	0	
MNPS	x-MNPSHS Stadium Lighting Upg	45014	80406414	6/12/2013	MNPS FY14 Capital Projects	3,238	0	0	3,238	0	0	
MNPS	x-MNPS HS Track Upg	45014	80406514	6/12/2013	MNPS FY14 Capital Projects	617,126	0	0	617,126	0	0	
MNPS	x-MNPSHS&MS Stadium Upg	45014	80406614	6/12/2013	MNPS FY14 Capital Projects	299,922	0	0	299,922	0	0	
MNPS	x-MNPSMS Athletic Fields	45014	80406714	6/12/2013	MNPS FY14 Capital Projects	299,977	0	0	299,977	0	0	
MNPS	MNPS MS Track Upg	45014	80406814	6/12/2013	MNPS FY14 Capital Projects	61,000	0	0	61,000	0	0	

Metropolitan Government of Nashville and Davidson County
 Quarterly Financial Updates
 Inception through December 2025
 General Obligation Capital Projects

Department Description	Business Unit Description	Fund Number	Business Unit / Job #	Project Approval Date	Fund Description	Budget	Period Actual Amount	YTD Actual	Inception to Date Actual	Encumbrnc Amount	Remaining Balance	Notes
MNPS	x-MNPEmerg Maintenance Proj.	45014	80406914	6/12/2013	MNPS FY14 Capital Projects	603,369	0	0	603,369	0	0	
MNPS	x-MNPSOmnibus Projects	45014	80407014	6/12/2013	MNPS FY14 Capital Projects	3,702,800	0	0	3,702,800	0	0	
MNPS	x-MNPSMaint/Furniture allocatio	45014	80414014	6/12/2013	MNPS FY14 Capital Projects	34,199	0	0	34,199	0	0	
MNPS	MNPS Glenciiff Elem Addition	45015	80404015	6/18/2014	MNPS FY15 Capital Projects	3,900,785	0	0	3,900,785	0	0	
MNPS	MNPS Overton Cluster ES	45015	80404215	6/18/2014	MNPS FY15 Capital Projects	2,763,820	0	0	2,763,820	0	0	
MNPS	x-MNPSRuby Major Elem Addition	45015	80404315	6/18/2014	MNPS FY15 Capital Projects	3,916,812	0	0	3,896,049	0	20,763	
MNPS	MNPS MLK Magnet Addition	45015	80404415	6/18/2014	MNPS FY15 Capital Projects	8,801,086	0	0	8,801,086	0	0	
MNPS	x-MNPSBordeaux Demo/Pre-K	45015	80404515	6/18/2014	MNPS FY15 Capital Projects	1,058,756	0	0	1,053,092	0	5,664	
MNPS	x-MNPSCane Ridge Elem Land	45015	80404715	6/18/2014	MNPS FY15 Capital Projects	650,000	0	0	650,000	0	0	
MNPS	MNPS Glenview Elem Addition	45015	80404815	6/18/2014	MNPS FY15 Capital Projects	4,797,486	0	0	4,797,486	0	0	
MNPS	MNPS Hume-Fogg HS Renovation	45015	80404915	6/18/2014	MNPS FY15 Capital Projects	24,426,089	0	0	24,426,089	0	0	
MNPS	MNPS Tusculum Elem Replacement	45015	80405015	6/18/2014	MNPS FY15 Capital Projects	15,453,190	0	0	15,453,190	0	0	
MNPS	MNPS Pre-K Casa Azafran	45015	80405115	6/18/2014	MNPS FY15 Capital Projects	907,606	0	0	907,606	0	0	
MNPS	x-MNPSTechnology	45015	80405315	6/18/2014	MNPS FY15 Capital Projects	15,064,712	0	0	15,064,712	0	0	
MNPS	x-MNPSBus/Vehicle Replacements	45015	80405415	6/18/2014	MNPS FY15 Capital Projects	10,000,000	0	0	10,000,000	0	0	
MNPS	MNPS ADA Compliance Maint/Upgr	45015	80405515	6/18/2014	MNPS FY15 Capital Projects	823,998	0	0	823,998	0	0	
MNPS	x-MNPSAsbestos Environ Upgrades	45015	80405615	6/18/2014	MNPS FY15 Capital Projects	603,926	0	0	599,935	0	3,991	
MNPS	x-MNPSRoof Repairs	45015	80405715	6/18/2014	MNPS FY15 Capital Projects	268,281	0	0	268,281	0	0	
MNPS	x-MNPSSecurity Upgrades	45015	80405815	6/18/2014	MNPS FY15 Capital Projects	480,000	0	0	480,000	0	0	
MNPS	x-MNPSMusic Makes Us	45015	80405915	6/18/2014	MNPS FY15 Capital Projects	526,759	0	0	526,759	0	0	
MNPS	x-MNPSMaint-Asphalt Paving	45015	80406015	6/18/2014	MNPS FY15 Capital Projects	405,277	0	0	405,277	0	0	
MNPS	x-MNPSMaint-Elevator&Electronic	45015	80406115	6/18/2014	MNPS FY15 Capital Projects	299,990	0	0	299,990	0	0	
MNPS	x-MNPSMaint-Steam Water Sewer P	45015	80406215	6/18/2014	MNPS FY15 Capital Projects	1,473,069	0	0	1,469,711	3,358	0	
MNPS	x-MNPSMaint-HVAC Chillers Contr	45015	80406315	6/18/2014	MNPS FY15 Capital Projects	499,171	0	0	499,171	0	0	
MNPS	x-MNPSMaint-Steam Boiler Replac	45015	80406415	6/18/2014	MNPS FY15 Capital Projects	1,019,061	0	0	1,019,061	0	0	
MNPS	MNPS Casework/Furn./Lab Upgrad	45015	80406515	6/18/2014	MNPS FY15 Capital Projects	770,312	0	0	770,312	0	0	
MNPS	MNPS Emerg Maint./Entry Vestib	45015	80406615	6/18/2014	MNPS FY15 Capital Projects	661,915	0	0	661,915	0	0	
MNPS	x-MNPSRoof Replacement	45015	80406715	6/18/2014	MNPS FY15 Capital Projects	1,730,606	0	0	1,730,606	0	0	
MNPS	MNPS Crieve Hall ES-options	45015	80406815	6/18/2014	MNPS FY15 Capital Projects	4,732,000	0	0	4,732,000	0	0	
MNPS	MNPS N Binkley ES-options	45015	80406915	6/18/2014	MNPS FY15 Capital Projects	7,425,293	0	0	7,425,293	0	0	
MNPS	x-MNPSMaplewood Firestrn Showrm	45016	80404016	6/10/2015	MNPS FY16 Capital Projects	16,316	0	0	16,316	0	0	
MNPS	x-MNPSWhites Crk Pool-Repairs	45016	80404216	6/10/2015	MNPS FY16 Capital Projects	268,423	0	0	268,414	0	9	
MNPS	x-MNPSHunters Ln BandRm-Repairs	45016	80404316	6/10/2015	MNPS FY16 Capital Projects	119,622	0	0	119,622	0	0	
MNPS	MNPS MLK Reno/Addition	45016	80404416	6/10/2015	MNPS FY16 Capital Projects	31,520,000	0	0	31,520,000	0	0	
MNPS	x-MNPS Furniture	45016	80404516	6/10/2015	MNPS FY16 Capital Projects	262,522	0	0	262,522	0	0	
MNPS	x-MNPSFed PreK Toilets & Sinks	45016	80404716	6/10/2015	MNPS FY16 Capital Projects	308,317	0	0	308,317	0	0	
MNPS	x-MNPSSchool Site Improvements	45016	80404816	6/10/2015	MNPS FY16 Capital Projects	309,609	0	0	309,609	0	0	
MNPS	x-MNPSInterior Bldg Improvemnts	45016	80404916	6/10/2015	MNPS FY16 Capital Projects	552,452	0	0	552,452	0	0	
MNPS	x-MNPSPlumbing Upgrades	45016	80405016	6/10/2015	MNPS FY16 Capital Projects	462,582	0	0	462,582	0	0	

Metropolitan Government of Nashville and Davidson County
 Quarterly Financial Updates
 Inception through December 2025
 General Obligation Capital Projects

Department Description	Business Unit Description	Fund Number	Business Unit / Job #	Project Approval Date	Fund Description	Budget	Period Actual Amount	YTD Actual	Inception to Date Actual	Encumbrnc Amount	Remaining Balance	Notes
MNPS	MNPS ADA Compliance	45016	80405116	6/10/2015	MNPS FY16 Capital Projects	500,000	0	0	500,000	0	0	
MNPS	x-MNPSExterior Bldg Improvemnts	45016	80405216	6/10/2015	MNPS FY16 Capital Projects	1,166,461	0	0	1,166,461	0	0	
MNPS	MNPS Planning for NSA	45016	80405316	6/10/2015	MNPS FY16 Capital Projects	1,500,000	0	236,648	579,158	887,726	33,116	
MNPS	MNPS Planning for Hillsboro	45016	80405416	6/10/2015	MNPS FY16 Capital Projects	1,776,544	0	0	1,776,544	0	0	
MNPS	MNPS Planning for Hillwood	45016	80405516	6/10/2015	MNPS FY16 Capital Projects	1,754,113	0	0	1,754,113	0	0	
MNPS	x-MNPSElectrical Upgrades	45016	80405616	6/10/2015	MNPS FY16 Capital Projects	1,826,335	0	0	1,826,335	0	0	
MNPS	x-MNPSSE Early Learn Center	45016	80405716	6/10/2015	MNPS FY16 Capital Projects	2,306,802	0	0	2,306,802	0	0	
MNPS	x-MNPSSchool Safety & Security	45016	80405816	6/10/2015	MNPS FY16 Capital Projects	437,500	0	0	437,500	0	0	
MNPS	MNPS Emergency Constr/Conting	45016	80405916	6/10/2015	MNPS FY16 Capital Projects	2,372,458	0	0	2,372,458	0	0	
MNPS	x-MNPS paving Upgrades	45016	80406016	6/10/2015	MNPS FY16 Capital Projects	167,540	0	0	167,540	0	0	
MNPS	MNPS Pennington ES Addition	45016	80406116	6/10/2015	MNPS FY16 Capital Projects	3,400,000	0	0	3,400,000	0	0	
MNPS	MNPS HVAC Upgrades	45016	80406216	6/10/2015	MNPS FY16 Capital Projects	4,099,679	0	0	4,099,679	0	0	
MNPS	MNPS Rosebank ES Reno	45016	80406316	6/10/2015	MNPS FY16 Capital Projects	7,500,000	0	0	7,500,000	0	0	
MNPS	x-MNPSTechnology	45016	80406416	6/10/2015	MNPS FY16 Capital Projects	10,000,000	0	0	10,000,000	0	0	
MNPS	MNPS Transportation	45016	80406516	6/10/2015	MNPS FY16 Capital Projects	10,000,000	0	0	10,000,000	0	0	
MNPS	MNPS Cane Ridge Area ES	45016	80406616	6/10/2015	MNPS FY16 Capital Projects	19,725,000	0	0	19,725,000	0	0	
MNPS	MNPS Roof Replacement/Repair	45016	80406716	6/10/2015	MNPS FY16 Capital Projects	2,524,724	0	0	2,524,724	0	0	
MNPS	MNPS Overton Reno/Addition	45016	80406816	6/10/2015	MNPS FY16 Capital Projects	30,000,000	0	0	30,000,000	0	0	
MNPS	MNPS McMurray MS Renovation	45017	80404017	6/22/2016	MNPS FY17 Capital Projects	20,750,000	0	0	20,750,000	0	0	
MNPS	MNPS Antioch HS Addition/Reno	45017	80404217	6/22/2016	MNPS FY17 Capital Projects	7,250,000	0	0	7,250,000	0	0	
MNPS	MNPS East Magnet Stadium Upgr	45017	80404317	6/22/2016	MNPS FY17 Capital Projects	3,420,000	0	0	3,420,000	0	0	
MNPS	MNPS Glenciff HS Stadium Upgr	45017	80404417	6/22/2016	MNPS FY17 Capital Projects	2,504,275	0	0	2,504,275	0	0	
MNPS	MNPS Land Acquisitions	45017	80404517	6/22/2016	MNPS FY17 Capital Projects	4,400,000	0	0	4,400,000	0	0	
MNPS	x-MNPS Tusculum Elem New	45017	80404717	6/22/2016	MNPS FY17 Capital Projects	4,000,000	0	0	4,000,000	0	0	
MNPS	x-MNPS School Site Improvements	45017	80404817	6/22/2016	MNPS FY17 Capital Projects	299,901	0	0	299,901	0	0	
MNPS	x-MNPS Interior Bldg Improvement	45017	80404917	6/22/2016	MNPS FY17 Capital Projects	227,734	0	0	227,734	0	0	
MNPS	MNPS Plumbing Upgrades	45017	80405017	6/22/2016	MNPS FY17 Capital Projects	411,627	0	0	411,627	0	0	
MNPS	MNPS ADA Improvements	45017	80405117	6/22/2016	MNPS FY17 Capital Projects	500,000	0	0	500,000	0	0	
MNPS	MNPS NSA-Planning	45017	80405217	6/22/2016	MNPS FY17 Capital Projects	2,500,000	(321,038)	118,076	603,210	1,838,255	58,535	
MNPS	MNPS Exterior Bldg Improvement	45017	80405317	6/22/2016	MNPS FY17 Capital Projects	769,971	0	0	769,971	0	0	
MNPS	MNPS Hillsboro HS Renovation	45017	80405417	6/22/2016	MNPS FY17 Capital Projects	40,018,451	0	0	40,018,451	0	0	
MNPS	MNPS Hillwood HS Planning	45017	80405517	6/22/2016	MNPS FY17 Capital Projects	2,250,000	0	0	2,250,000	0	0	
MNPS	x-MNPS Electrical Upgrades	45017	80405617	6/22/2016	MNPS FY17 Capital Projects	924,999	0	0	924,999	0	0	
MNPS	MNPS Casework Furn Lab Upgrade	45017	80405717	6/22/2016	MNPS FY17 Capital Projects	175,000	0	0	175,000	0	0	
MNPS	MNPS School Safety Security	45017	80405817	6/22/2016	MNPS FY17 Capital Projects	250,000	0	0	250,000	0	0	
MNPS	MNPS EmergencyContingencyFunds	45017	80405917	6/22/2016	MNPS FY17 Capital Projects	1,143,174	0	0	1,143,174	0	0	
MNPS	x-MNPS paving Upgrades	45017	80406017	6/22/2016	MNPS FY17 Capital Projects	249,987	0	0	249,987	0	0	
MNPS	MNPS Pennington Elem Renovate	45017	80406117	6/22/2016	MNPS FY17 Capital Projects	8,100,000	0	0	8,100,000	0	0	
MNPS	MNPS Facilities Assessment Rpt	45017	80406217	6/22/2016	MNPS FY17 Capital Projects	1,900,000	0	0	1,900,000	0	0	

Metropolitan Government of Nashville and Davidson County
Quarterly Financial Updates
Inception through December 2025
General Obligation Capital Projects

Department Description	Business Unit Description	Fund Number	Business Unit / Job #	Project Approval Date	Fund Description	Budget	Period Actual Amount	YTD Actual	Inception to Date Actual	Encumbrnc Amount	Remaining Balance	Notes
MNPS	x-MNPSRosebank Elem Renovation	45017	80406317	6/22/2016	MNPS FY17 Capital Projects	1,000,000	0	0	1,000,000	0	0	
MNPS	MNPS Technology	45017	80406417	6/22/2016	MNPS FY17 Capital Projects	16,000,000	0	0	16,000,000	0	0	
MNPS	MNPS Transportation	45017	80406517	6/22/2016	MNPS FY17 Capital Projects	7,500,000	0	0	7,500,000	0	0	
MNPS	MNPS L&L School Site Upgrades	45017	80406617	6/22/2016	MNPS FY17 Capital Projects	300,000	0	0	300,000	0	0	
MNPS	MNPS Roof Repair Replacement	45017	80406717	6/22/2016	MNPS FY17 Capital Projects	2,340,768	0	0	2,340,768	0	0	
MNPS	MNPS Overton HS Renovation	45017	80406817	6/22/2016	MNPS FY17 Capital Projects	11,750,000	0	0	11,750,000	0	0	
MNPS	X - MNPS Environmental Remediation	45017	80406917	6/22/2016	MNPS FY17 Capital Projects	110,000	0	0	110,000	0	0	
MNPS	MNPS L&L School Space Upgrades	45017	80407017	6/22/2016	MNPS FY17 Capital Projects	330,000	0	0	330,000	0	0	
MNPS	MNPS HVAC Upgrades	45017	80407117	6/22/2016	MNPS FY17 Capital Projects	11,300,014	0	0	11,300,014	0	0	
MNPS	MNPS Hillsboro HS Phase 2	45018	80401018	6/14/2017	MNPS FY18 Capital Projects	48,000,000	0	0	48,000,000	0	0	
MNPS	x-MNPSHillwood Land Acquisition	45018	80402018	6/14/2017	MNPS FY18 Capital Projects	10,200,000	0	0	10,200,000	0	0	
MNPS	MNPS New NSA - Design Plan Construct	45018	80403318	6/14/2017	MNPS FY18 Capital Projects	9,000,000	0	0	0	151,200	8,848,800	
MNPS	MNPS ADA Compliance	45018	80404018	6/14/2017	MNPS FY18 Capital Projects	100,000	0	0	100,000	0	0	
MNPS	MNPS Asbestos/Environmtl	45018	80405018	6/14/2017	MNPS FY18 Capital Projects	100,000	0	0	100,000	0	0	
MNPS	MNPS Bus and Fleet	45018	80406018	6/14/2017	MNPS FY18 Capital Projects	1,000,000	0	0	1,000,000	0	0	
MNPS	X - MNPS Electrical Upgrades	45018	80407018	6/14/2017	MNPS FY18 Capital Projects	550,000	0	0	550,000	0	0	
MNPS	MNPS Emerg Constrctn/Contngncy	45018	80408018	6/14/2017	MNPS FY18 Capital Projects	2,078,000	0	0	2,078,000	0	0	
MNPS	x - MNPS Exterior Bldg Improvemts	45018	80409018	6/14/2017	MNPS FY18 Capital Projects	800,000	0	0	800,000	0	0	
MNPS	x - MNPS Interior Bldg Improvement	45018	80412018	6/14/2017	MNPS FY18 Capital Projects	1,000,000	0	0	1,000,000	0	0	
MNPS	MNPS Paving Upgrades	45018	80413018	6/14/2017	MNPS FY18 Capital Projects	200,000	0	0	200,000	0	0	
MNPS	MNPS Plumbing Upgrades	45018	80414018	6/14/2017	MNPS FY18 Capital Projects	100,000	0	0	100,000	0	0	
MNPS	x - MNPS Roof Repair Replacement	45018	80415018	6/14/2017	MNPS FY18 Capital Projects	750,000	0	0	750,000	0	0	
MNPS	MNPS School Safety Security	45018	80416018	6/14/2017	MNPS FY18 Capital Projects	150,000	0	0	150,000	0	0	
MNPS	MNPS Tech Facility Infrastr Im	45018	80417018	6/14/2017	MNPS FY18 Capital Projects	1,000,000	0	0	1,000,000	0	0	
MNPS	MNPS HVAC Upgrades/Repairs	45018	80418018	6/14/2017	MNPS FY18 Capital Projects	7,300,000	0	0	7,300,000	0	0	
MNPS	ADM GSD MNPS FY21 Cap Contingenc	45021	01411021	3/3/2021	MNPS FY21 Capital Projects	0	0	0	0	0	0	
MNPS	MNPS Hillwood High Bellevue-Constr Ph	45021	80401021	3/3/2021	MNPS FY21 Capital Projects	100,000,000	(4,806)	126,057	96,330,586	773,057	2,896,357	
MNPS	MNPS Cane Ridge High School-Addition	45021	80402021	3/3/2021	MNPS FY21 Capital Projects	18,840,000	(5,177)	24,772	18,639,931	225,483	(25,414)	*
MNPS	MNPS Cane Ridge Middle -New (Design	45021	80403021	3/3/2021	MNPS FY21 Capital Projects	4,280,000	0	0	1,072,263	0	3,207,737	
MNPS	MNPS Environmental Remediation /Test	45021	80404021	3/3/2021	MNPS FY21 Capital Projects	250,000	0	0	221,743	743	27,514	
MNPS	MNPS ADA Compliance	45021	80405021	3/3/2021	MNPS FY21 Capital Projects	1,000,000	0	(394)	996,730	3,270	0	
MNPS	MNPS HVAC Upgrades	45021	80406021	3/3/2021	MNPS FY21 Capital Projects	61,600,000	(4,835)	317,399	60,203,569	1,290,220	106,211	
MNPS	MNPS Emergency Construction/Conting	45021	80407021	3/3/2021	MNPS FY21 Capital Projects	9,768,800	(27,782)	322,910	8,779,577	985,000	4,223	
MNPS	ADM GSD MNPS FY22 Cap Contingenc	45022	01410022	12/8/2021	MNPS FY22 Capital Projects	0	0	0	0	0	0	
MNPS	MNPS Hillwood High (Final Phase)	45022	80401022	12/8/2021	MNPS FY22 Capital Projects	29,000,000	0	59,951	27,931,039	198,820	870,141	
MNPS	MNPS Tech-Persnl Comp Replace Projs	45022	80401122	12/8/2021	MNPS FY22 Capital Projects	8,415,000	0	24,896	6,921,625	488,582	1,004,793	
MNPS	MNPS Plumbing Upgrades	45022	80401222	12/8/2021	MNPS FY22 Capital Projects	1,020,000	0	53,339	799,965	94,473	125,562	
MNPS	MNPS Tech-Infrastr Replacmts/Projs	45022	80401322	12/8/2021	MNPS FY22 Capital Projects	4,878,000	0	35,528	4,224,175	0	653,825	
MNPS	MNPS Hunters Lane-Track/Stadium	45022	80402022	12/8/2021	MNPS FY22 Capital Projects	2,870,000	0	0	2,762,745	0	107,255	

Metropolitan Government of Nashville and Davidson County
Quarterly Financial Updates
Inception through December 2025
General Obligation Capital Projects

Department Description	Business Unit Description	Fund Number	Business Unit / Job #	Project Approval Date	Fund Description	Budget	Period Actual Amount	YTD Actual	Inception to Date Actual	Encumbrnc Amount	Remaining Balance	Notes
MNPS	MNPS PreK & K-4 Playgrounds	45022	80402122	12/8/2021	MNPS FY22 Capital Projects	392,000	(34,452)	(34,452)	318,647	34,452	38,901	
MNPS	MNPS Facility Condition Assessment	45022	80402222	12/8/2021	MNPS FY22 Capital Projects	1,250,000	0	0	943,839	138,670	167,491	
MNPS	MNPS Tech-Facility Infrstr Imprv Projs	45022	80402322	12/8/2021	MNPS FY22 Capital Projects	9,534,000	13,437	259,242	8,094,353	509,820	929,827	
MNPS	MNPS Antioch Cluster Elem-Design	45022	80403022	12/8/2021	MNPS FY22 Capital Projects	3,000,000	0	400,206	1,547,757	1,472,181	(19,938)	*
MNPS	MNPS Central Srvc-Furniture/Equipmt	45022	80403222	12/8/2021	MNPS FY22 Capital Projects	300,000	0	0	300,000	0	0	
MNPS	MNPS School Safety / Security	45022	80403322	12/8/2021	MNPS FY22 Capital Projects	250,000	0	0	244,278	5,722	0	
MNPS	MNPS Land	45022	80404022	12/8/2021	MNPS FY22 Capital Projects	6,000,000	0	0	5,995,401	0	4,599	
MNPS	MNPS Elevator Remediations	45022	80404222	12/8/2021	MNPS FY22 Capital Projects	600,000	0	0	599,039	961	0	
MNPS	MNPS Exterior Building Imprvmnts	45022	80404322	12/8/2021	MNPS FY22 Capital Projects	9,310,000	85,279	638,761	8,954,468	422,431	(66,899)	*
MNPS	MNPS Percy Priest Elem-Design	45022	80405022	12/8/2021	MNPS FY22 Capital Projects	4,308,000	(5,732)	25,191	4,189,768	114,593	3,639	
MNPS	MNPS Paving Upgrades	45022	80405122	12/8/2021	MNPS FY22 Capital Projects	3,710,000	0	190,627	3,187,108	191,941	330,951	
MNPS	MNPS Fire Alarm Remediations	45022	80405222	12/8/2021	MNPS FY22 Capital Projects	1,240,000	0	0	986,381	253,613	6	
MNPS	MNPS Interior Building Imprvmnts	45022	80405322	12/8/2021	MNPS FY22 Capital Projects	2,110,000	0	0	2,110,000	0	0	
MNPS	MNPS Haywood Elem-Design	45022	80406022	12/8/2021	MNPS FY22 Capital Projects	2,400,000	0	0	784,334	19,695	1,595,971	
MNPS	MNPS Electrical Upgrades	45022	80406122	12/8/2021	MNPS FY22 Capital Projects	14,275,000	111,758	496,397	12,492,416	1,235,352	547,232	
MNPS	MNPS Site Improvements	45022	80406222	12/8/2021	MNPS FY22 Capital Projects	1,510,000	0	39,770	1,147,372	15,275	347,353	
MNPS	MNPS Waverly-Belmont Elem-Parking	45022	80406322	12/8/2021	MNPS FY22 Capital Projects	525,000	0	0	525,000	0	0	
MNPS	MNPS Paragon Mills Elem-Design	45022	80407022	12/8/2021	MNPS FY22 Capital Projects	2,930,000	(62,639)	32,197	2,797,099	118,372	14,529	
MNPS	MNPS Emergency Constrctn/Contngncy	45022	80407122	12/8/2021	MNPS FY22 Capital Projects	4,008,000	(108,124)	237,691	3,593,178	325,804	89,018	
MNPS	MNPS Offc of School Imprvmts-Small Pr	45022	80407222	12/8/2021	MNPS FY22 Capital Projects	500,000	(724)	(724)	436,679	19,333	43,988	
MNPS	MNPS Security Vestibules	45022	80408022	12/8/2021	MNPS FY22 Capital Projects	315,000	0	0	303,089	0	11,911	
MNPS	MNPS Music Makes Us-Upgrades	45022	80408122	12/8/2021	MNPS FY22 Capital Projects	4,033,000	(5,964)	(5,964)	3,094,674	61,525	876,801	
MNPS	MNPS Athletic Facility Upgrades	45022	80408222	12/8/2021	MNPS FY22 Capital Projects	1,630,000	0	0	1,474,755	0	155,245	
MNPS	MNPS Roofing-Replacement/Repair	45022	80409022	12/8/2021	MNPS FY22 Capital Projects	10,120,000	(2,350)	37,440	9,884,185	232,048	3,767	
MNPS	MNPS Bus & Fleet Replacement	45022	80409122	12/8/2021	MNPS FY22 Capital Projects	6,000,000	836,980	2,541,886	5,978,618	35,414	(14,032)	*
MNPS	MNPS Auditorium Upgrades	45022	80409222	12/8/2021	MNPS FY22 Capital Projects	650,000	0	0	650,000	0	0	
MNPS	MNPS ADA Compliance	45022	80413122	12/8/2021	MNPS FY22 Capital Projects	500,000	(3,806)	5,098	459,381	40,619	0	
MNPS	MNPS Environmental Remediation	45022	80414122	12/8/2021	MNPS FY22 Capital Projects	925,000	(3,200)	6,749	698,277	167,558	59,165	
MNPS	MNPS PB Playground Equip for Prescho	45022	80422122	12/8/2021	MNPS FY22 Capital Projects	130,000	0	0	124,695	0	5,305	
MNPS	MNPS PB Improvements to Pearl-Cohn	45022	80422222	12/8/2021	MNPS FY22 Capital Projects	450,000	0	0	450,000	0	0	
MNPS	ADM MNPS FY23 Cap Contingency	45023	01410023	2/21/2023	MNPS FY23 Cap Contingency	0	0	0	0	0	0	
MNPS	MNPS Lakeview Elem - Replace	45023	80401023	2/21/2023	MNPS FY23 Capital Projects	37,472,600	0	0	37,472,009	0	591	
MNPS	MNPS Paragon Mills Elem - Replace	45023	80402023	2/21/2023	MNPS FY23 Capital Projects	33,420,000	(6,669)	3,391,561	33,325,685	204,396	(110,081)	*
MNPS	MNPS Percy Priest Elem - Replace	45023	80403023	2/21/2023	MNPS FY23 Capital Projects	38,159,800	(5,039)	1,319	38,107,594	51,019	1,187	
MNPS	MNPS ADA Compliance	45023	80404023	2/21/2023	MNPS FY23 Capital Projects	200,000	0	48,156	128,622	39,486	31,892	
MNPS	MNPS Environmental Remediation	45023	80405023	2/21/2023	MNPS FY23 Capital Projects	100,000	0	0	0	0	100,000	
MNPS	MNPS Emergency Constrctn & Contngnc	45023	80406023	2/21/2023	MNPS FY23 Capital Projects	6,847,400	(511,059)	3,783,185	4,947,034	1,773,427	126,939	
MNPS	MNPS Bus & Fleet Replacement	45023	80407023	2/21/2023	MNPS FY23 Capital Projects	1,300,000	0	1,068,120	1,068,120	0	231,880	
MNPS	MNPS Office of School Imprvmnt-Small	45023	80408023	2/21/2023	MNPS FY23 Capital Projects	2,375,000	(1,186)	198,536	582,217	127,049	1,665,734	

Metropolitan Government of Nashville and Davidson County
 Quarterly Financial Updates
 Inception through December 2025
 General Obligation Capital Projects

Department Description	Business Unit Description	Fund Number	Business Unit / Job #	Project Approval Date	Fund Description	Budget	Period Actual Amount	YTD Actual	Inception to Date Actual	Encumbrnc Amount	Remaining Balance	Notes
MNPS	MNPS Technology - Facility Infrastrc Imp	45023	80409023	2/21/2023	MNPS FY23 Capital Projects	3,100,000	(785)	629,746	2,158,386	44,625	896,989	
MNPS	MNPS School Safety & Security	45023	80411023	2/21/2023	MNPS FY23 Capital Projects	250,000	0	0	233,231	6,269	10,500	
MNPS	MNPS High School Competition Turf Fie	45023	80412023	2/21/2023	MNPS FY23 Capital Projects	7,000,000	0	33,600	6,814,695	178,593	6,712	
MNPS	MNPS District-Wide Projects - Maintena	45023	80413023	2/21/2023	MNPS FY23 Capital Projects	15,675,000	(9,999)	1,575,731	10,553,656	3,405,130	1,716,214	
MNPS	MNPS PB Creswell MS Upgrd Music Rm	45023	80422123	2/21/2023	GSD FY23 Cap Projs RS2023-197	90,000	0	0	0	0	90,000	
MNPS	MNPS PB Davis ELC - Upgrd Group Res	45023	80422223	2/21/2023	GSD FY23 Cap Projs RS2023-197	180,000	0	0	0	0	180,000	
MNPS	MNPS PB Haynes MS Playground	45023	80422323	2/21/2023	GSD FY23 Cap Projs RS2023-197	330,000	0	0	0	0	330,000	
MNPS	ADM MNPS FY24 Contingency	45024	01410024	2/21/2024	ADM MNPS FY24 Contingency	3,747,000	0	0	0	0	3,747,000	
MNPS	MNPS Lakeview Elem - FF&E/Proj Close	45024	80400024	2/21/2024	MNPS FY24 Capital Projects	22,050,000	385,763	5,825,542	9,112,908	3,465,056	9,472,036	
MNPS	MNPS ParagonMills Elem-FF&E/Proj Clc	45024	80401024	2/21/2024	MNPS FY24 Capital Projects	14,640,000	(127,523)	3,002,103	11,553,377	699,016	2,387,607	
MNPS	MNPS PercyPriest Elem-FF&E/Proj Clos	45024	80402024	2/21/2024	MNPS FY24 Capital Projects	19,390,000	(29,623)	2,912,328	14,751,612	1,505,977	3,132,411	
MNPS	MNPS Glenduff High Solar Installation	45024	80403024	2/21/2024	MNPS FY24 Capital Projects	1,908,000	0	0	0	0	1,908,000	
MNPS	MNPS MLK Magnet Solar Installation	45024	80404024	2/21/2024	MNPS FY24 Capital Projects	390,000	0	0	0	0	390,000	
MNPS	MNPS Emergency Constrctn & Contgcy	45024	80405024	2/21/2024	MNPS FY24 Capital Projects	5,000,000	(264,586)	1,848,165	2,190,598	3,324,268	(514,866)	
MNPS	MNPS Environmental Remediation	45024	80406024	2/21/2024	MNPS FY24 Capital Projects	300,000	0	11,604	39,642	18,166	242,192	
MNPS	MNPS ADA Compliance	45024	80407024	2/21/2024	MNPS FY24 Capital Projects	500,000	46,632	103,854	404,257	15,035	80,708	
MNPS	MNPS Athletic Facility Upgrades	45024	80408024	2/21/2024	MNPS FY24 Capital Projects	6,230,000	(143,364)	1,418,648	5,711,619	645,555	(127,174)	*
MNPS	MNPS Exterior Bldg Improvements	45024	80409024	2/21/2024	MNPS FY24 Capital Projects	1,400,000	0	0	1,400,000	0	0	
MNPS	MNPS Dist-Wide Projs - Genrl Maint	45024	80410024	2/21/2024	MNPS FY24 Capital Projects	22,520,000	(152,706)	2,497,600	10,446,361	5,348,242	6,725,397	
MNPS	MNPS Central Services - FF&E	45024	80411024	2/21/2024	MNPS FY24 Capital Projects	150,000	0	0	100,543	29,466	19,991	
MNPS	MNPS School - Safety & Security	45024	80412024	2/21/2024	MNPS FY24 Capital Projects	1,000,000	(11,179)	2,554	1,040,788	43,284	(84,072)	**
MNPS	MNPS Bus & Fleet Replacement	45024	80413024	2/21/2024	MNPS FY24 Capital Projects	2,500,000	0	167,396	1,816,959	0	683,041	
MNPS	MNPS Nutrition Srvcs Equipment	45024	80414024	2/21/2024	MNPS FY24 Capital Projects	400,000	0	85,856	210,863	0	189,137	
MNPS	MNPS Tech - Fac Infrastr Imprv Projs	45024	80415024	2/21/2024	MNPS FY24 Capital Projects	6,500,000	6,400	979,982	3,808,033	122,027	2,569,940	
MNPS	MNPS Casework, Furn, Lab Upgrades	45024	80416024	2/21/2024	MNPS FY24 Capital Projects	500,000	(12,993)	41,446	440,203	49,126	10,671	
MNPS	MNPS Office School Imprv - Small Projs	45024	80417024	2/21/2024	MNPS FY24 Capital Projects	500,000	0	10,835	10,835	3,188	485,977	
MNPS	ADM MNPS Contingency	45025	01410025	12/17/2024	MNPS FY25 Capital Projects	2,895,500	0	0	0	0	2,895,500	
MNPS	MNPS Glenduff High Renov / Phase 1	45025	80400025	12/17/2024	MNPS FY25 Capital Projects	10,450,000	0	0	0	0	10,450,000	
MNPS	MNPS Solar-IngIElem, Overtrn High, WE	45025	80401025	12/17/2024	MNPS FY25 Capital Projects	950,000	0	0	0	0	950,000	
MNPS	MNPS Alex Green Elementary FF&E	45025	80402025	12/17/2024	MNPS FY25 Capital Projects	3,000,000	0	91,561	100,410	246,526	2,653,064	
MNPS	MNPS Emerg Constr & Contingency	45025	80403025	12/17/2024	MNPS FY25 Capital Projects	5,000,000	0	0	0	0	5,000,000	
MNPS	MNPS ADA Compliance	45025	80404025	12/17/2024	MNPS FY25 Capital Projects	500,000	0	0	0	0	500,000	
MNPS	MNPS District-Wide - Maintenance	45025	80405025	12/17/2024	MNPS FY25 Capital Projects	40,150,000	(31,280)	6,377,459	10,083,433	16,245,690	13,820,877	
MNPS	MNPS DVR & Camera Upgrade / Replac	45025	80406025	12/17/2024	MNPS FY25 Capital Projects	500,000	0	0	0	498,246	1,754	
MNPS	MNPS Electric School Bus Charg Infr	45025	80407025	12/17/2024	MNPS FY25 Capital Projects	1,000,000	104,256	529,105	1,235,569	0	(235,569)	**
MNPS	MNPS High School Compet Turf Field	45025	80408025	12/17/2024	MNPS FY25 Capital Projects	9,000,000	(3)	7,378,060	8,687,899	606,451	(294,350)	*
MNPS	MNPS Nutrition Services Equipment	45025	80409025	12/17/2024	MNPS FY25 Capital Projects	500,000	0	0	0	0	500,000	
MNPS	MNPS School Imprvmnt Small Projects	45025	80410025	12/17/2024	MNPS FY25 Capital Projects	1,550,000	231,310	231,310	231,310	492,867	825,823	
MNPS	MNPS Central Services - FF&E	45025	80411025	12/17/2024	MNPS FY25 Capital Projects	300,000	0	(93,379)	319,912	0	(19,912)	**

Metropolitan Government of Nashville and Davidson County
Quarterly Financial Updates
Inception through December 2025
General Obligation Capital Projects

Department Description	Business Unit Description	Fund Number	Business Unit / Job #	Project Approval Date	Fund Description	Budget	Period Actual Amount	YTD Actual	Inception to Date Actual	Encumbrnc Amount	Remaining Balance	Notes
MNPS	MNPS School Safety & Security	45025	80412025	12/17/2024	MNPS FY25 Capital Projects	1,000,000	(24,258)	278,602	663,244	304,021	32,735	
MNPS	MNPS Bus & Fleet Replacement	45025	80413025	12/17/2024	MNPS FY25 Capital Projects	5,000,000	0	59,760	59,760	4,850,534	89,706	
MNPS	MNPS Tech - Fcity Infr Impr Projects	45025	80414025	12/17/2024	MNPS FY25 Capital Projects	10,000,000	250,806	1,765,975	1,869,040	594,263	7,536,697	
MNPS	MNPS Tech - Infr Replacmnt Projects	45025	80415025	12/17/2024	MNPS FY25 Capital Projects	9,000,000	(19,718)	4,644,910	4,645,269	3,094,003	1,260,728	
MNPS	MNPS Environmental Remediation	45025	80416025	12/17/2024	MNPS FY25 Capital Projects	500,000	0	0	0	0	500,000	
MNPS	MNPS Technology	45114	80410100	2/5/2014	MNPS FY14B Capital Projects	6,000,000	0	0	6,000,000	0	0	
MNPS	MNPS Hillsboro HS Phase 2	45118	80401118	11/22/2017	MNPS FY18B Capital Projects	8,000,000	0	0	8,000,000	0	0	
MNPS	MNPS New NSA - Design Plan Construct	45118	80402218	11/22/2017	MNPS FY18B Capital Projects	2,300,000	0	0	0	0	2,300,000	
MNPS	MNPS Emergency Contngncy	45118	80405118	11/22/2017	MNPS FY18B Capital Projects	610,000	0	0	610,000	0	0	
MNPS	MNPS Interior Bldg Improvement	45118	80406118	11/22/2017	MNPS FY18B Capital Projects	1,000,000	0	0	1,000,000	0	0	
MNPS	X - MNPS Paving Upgrades	45118	80407118	11/22/2017	MNPS FY18B Capital Projects	250,000	0	0	250,000	0	0	
MNPS	MNPS Roof Repair Replacement	45118	80408118	11/22/2017	MNPS FY18B Capital Projects	1,000,000	0	0	1,000,000	0	0	
MNPS	MNPS Tech Facility Infrastr Im	45118	80409118	11/22/2017	MNPS FY18B Capital Projects	1,925,000	0	0	1,925,000	0	0	
MNPS	MNPS ADA Compliance	45118	80410118	11/22/2017	MNPS FY18B Capital Projects	75,000	0	0	75,000	0	0	
MNPS	MNPS Bus and Fleet	45118	80411118	11/22/2017	MNPS FY18B Capital Projects	2,500,000	0	0	2,500,000	0	0	
MNPS	MNPS Hillwood HS Phase 1	45119	80401119	10/22/2018	MNPS FY19B Capital Projects	10,000,000	0	0	10,000,000	0	0	
MNPS	MNPS School Imprvmnts Small Pr	45119	80402119	10/22/2018	MNPS FY19B Capital Projects	2,000,000	0	0	2,000,000	0	0	
MNPS	MNPS Interior Building Imprvmt	45119	80405119	10/22/2018	MNPS FY19B Capital Projects	1,000,000	0	0	1,000,000	0	0	
MNPS	MNPS HVAC Upgrades	45119	80406119	10/22/2018	MNPS FY19B Capital Projects	9,900,000	0	0	9,900,000	0	0	
MNPS	MNPS Plumbing Upgrades	45119	80407119	10/22/2018	MNPS FY19B Capital Projects	1,820,000	0	0	1,820,000	0	0	
MNPS	MNPS Electrical Upgrades	45119	80408119	10/22/2018	MNPS FY19B Capital Projects	2,900,000	0	0	2,900,000	0	0	
MNPS	MNPS Exterior Building Imprvmt	45119	80409119	10/22/2018	MNPS FY19B Capital Projects	1,000,000	0	0	1,000,000	0	0	
MNPS	MNPS School Safety Security	45119	80410119	10/22/2018	MNPS FY19B Capital Projects	250,000	0	0	250,000	0	0	
MNPS	MNPS Bus Fleet Replacement	45119	80411119	10/22/2018	MNPS FY19B Capital Projects	5,000,000	0	0	5,000,000	0	0	
MNPS	MNPS Maplewood Athletic Upgrad	45119	80412119	10/22/2018	MNPS FY19B Capital Projects	1,900,000	0	0	1,900,000	0	0	
MNPS	MNPS Site Improvements	45119	80413119	10/22/2018	MNPS FY19B Capital Projects	1,000,000	0	0	1,000,000	0	0	
MNPS	MNPS Roof Repair Replacements	45119	80414119	10/22/2018	MNPS FY19B Capital Projects	1,000,000	0	0	1,000,000	0	0	
MNPS	MNPS Paving Upgrades	45119	80415119	10/22/2018	MNPS FY19B Capital Projects	1,000,000	0	0	1,000,000	0	0	
MNPS	MNPS Enviromntl Remedtn Test	45119	80416119	10/22/2018	MNPS FY19B Capital Projects	280,000	0	0	280,000	0	0	
MNPS	MNPS Casework Furn Lab Upgrade	45119	80417119	10/22/2018	MNPS FY19B Capital Projects	1,000,000	0	0	1,000,000	0	0	
MNPS	MNPS Tech Improve Replace	45119	80418119	10/22/2018	MNPS FY19B Capital Projects	15,000,000	0	0	15,000,000	0	0	
MNPS	MNPS ADA Compliance	45119	80419119	10/22/2018	MNPS FY19B Capital Projects	400,000	0	0	400,000	0	0	
MNPS	MNPS Cntrl Svcs Furniture Equ	45119	80420119	10/22/2018	MNPS FY19B Capital Projects	150,000	0	0	150,000	0	0	
MNPS	MNPS Emrgncy Constructn Contng	45119	80421119	10/22/2018	MNPS FY19B Capital Projects	5,900,000	0	0	5,900,000	0	0	
MNPS	MNPS Pre K and K4 Playgrounds	45119	80422119	10/22/2018	MNPS FY19B Capital Projects	300,000	0	0	300,000	0	0	
MNPS	MNPS Project Management	45119	80423119	10/22/2018	MNPS FY19B Capital Projects	100,000	0	0	100,000	0	0	
MNPS	MNPS Schools R12 Project	45119	80424119	10/22/2018	MNPS FY19B Capital Projects	1,000,000	0	0	1,000,000	0	0	
MNPS	ADM GSD MNPS FY20B Cap Proj Conti	45220	01433220	10/22/2018	MNPS FY20B Cap Projs RS2020-2	0	0	0	0	0	0	
MNPS	MNPS Goodlettsville Elem Replacement	45220	80400220	3/18/2020	MNPS FY20B Cap Projs RS2020-2	27,410,000	0	0	27,358,085	51,470	445	

Metropolitan Government of Nashville and Davidson County
 Quarterly Financial Updates
 Inception through December 2025
 General Obligation Capital Projects

Department Description	Business Unit Description	Fund Number	Business Unit / Job #	Project Approval Date	Fund Description	Budget	Period Actual Amount	YTD Actual	Inception to Date Actual	Encumbrnc Amount	Remaining Balance	Notes
MNPS	MNPS Lakeview Elem-Design	45220	80401220	3/18/2020	MNPS FY20B Cap Projs RS2020-2	4,247,400	(407,524)	31,190	3,580,519	663,895	2,986	
MNPS	MNPS Pearl Cohn High-Track & Stadium	45220	80402220	3/18/2020	MNPS FY20B Cap Projs RS2020-2	1,240,000	0	0	1,240,000	0	0	
MNPS	MNPS Office of School Improvement Pro	45220	80403220	3/18/2020	MNPS FY20B Cap Projs RS2020-2	500,000	0	0	500,000	0	0	
MNPS	MNPS Central Service-Furniture & Equip	45220	80404220	3/18/2020	MNPS FY20B Cap Projs RS2020-2	100,000	0	0	100,000	0	0	
MNPS	MNPS School Safety & Security	45220	80405220	3/18/2020	MNPS FY20B Cap Projs RS2020-2	200,000	0	0	198,127	2,581	(708)	*
MNPS	MNPS Bus & Fleet Vehicle Replacement	45220	80406220	3/18/2020	MNPS FY20B Cap Projs RS2020-2	4,800,000	5,360	102,129	4,549,592	76,575	173,833	
MNPS	MNPS Tech-Facility Infrastructure Impr	45220	80407220	3/18/2020	MNPS FY20B Cap Projs RS2020-2	6,900,000	0	(805)	7,149,333	28,731	(278,064)	**
MNPS	MNPS ADA Compliance	45220	80408220	3/18/2020	MNPS FY20B Cap Projs RS2020-2	500,000	0	0	500,000	0	0	
MNPS	MNPS Emergency Construction/Conting	45220	80409220	3/18/2020	MNPS FY20B Cap Projs RS2020-2	350,000	0	0	348,203	1,110	687	
MNPS	MNPS Electrical Upgrades	45220	80410220	3/18/2020	MNPS FY20B Cap Projs RS2020-2	9,430,000	0	0	8,967,553	473,625	(11,178)	*
MNPS	MNPS HVAC Upgrades	45220	80420220	3/18/2020	MNPS FY20B Cap Projs RS2020-2	13,100,000	(8,325)	146,919	12,527,019	470,373	102,608	
MNPS	MNPS Roof Repair/Replacement	45220	80430220	3/18/2020	MNPS FY20B Cap Projs RS2020-2	4,000,000	0	0	3,995,953	3,875	172	
MNPS	MNPS Exterior Building Improvements	45220	80440220	3/18/2020	MNPS FY20B Cap Projs RS2020-2	1,700,000	0	0	1,689,370	10,016	614	
MNPS	MNPS Interior Building Improvements	45220	80450220	3/18/2020	MNPS FY20B Cap Projs RS2020-2	2,100,000	0	15,911	2,065,539	33,972	489	
MNPS	MNPS Plumbing Upgrades	45220	80460220	3/18/2020	MNPS FY20B Cap Projs RS2020-2	400,000	0	0	391,953	7,942	105	
MNPS	MNPS Environmental Remediation	45220	80470220	3/18/2020	MNPS FY20B Cap Projs RS2020-2	200,000	0	0	200,000	0	0	
MNPS	MNPS Building Energy Upgrades	45220	80480220	3/18/2020	MNPS FY20B Cap Projs RS2020-2	70,000	0	(8,293)	31,448	29,796	8,756	
MNPS	MNPS Tornado Rpr Churchwell	45220	80491220	3/18/2020	MNPS FY20B Cap Projs RS2020-2	630,791	0	0	630,791	0	0	
MNPS	MNPS Tornado Rpr Lockeland	45220	80492220	3/18/2020	MNPS FY20B Cap Projs RS2020-2	188,333	0	0	188,333	0	0	
MNPS	MNPS Tornado Rpr Meigs Magnet	45220	80493220	3/18/2020	MNPS FY20B Cap Projs RS2020-2	3,559,032	0	0	3,318,035	0	240,997	
MNPS	MNPS Tornado Misc Repairs/Clean-Up	45220	80494220	3/18/2020	MNPS FY20B Cap Projs RS2020-2	34,669	0	0	21,957	0	12,712	
MNPS	MNPS Tornado Tech Repairs	45220	80495220	3/18/2020	MNPS FY20B Cap Projs RS2020-2	0	0	0	0	0	0	
MNPS	MNPS Tornado Large Repair Contingen	45220	80496220	3/18/2020	MNPS FY20B Cap Projs RS2020-2	174,446	0	0	174,106	0	340	
MNPS TOTALS						1,617,598,961	(280,467)	57,377,578	1,446,432,445	62,249,402	108,917,114	
						* Overage due to Encumbrances. Negative Balance will Clear as Actual Payments are Made or Encumbrances are cancelled.						
						** Overage due to Mis-Applied Payment and is in the Process of Being Corrected.						
GRAND TOTAL						6,176,239,346	6,271,496	210,849,235	4,974,707,947	388,350,439	813,180,960	