



Help & Hope

Tracking the \$50M
Investment in
Addressing Nashville
Homelessness



Overview

Total Investment : \$50 million in Homelessness



Temporary Interim Housing-RS 2022-1698-\$9M to Homeless Impact Division, temporary interim gap housing



Gap Financing for Permanent Supportive Housing-RS 2022-1696-\$25M to Metro Development and Housing Agency for low-cost loans for affordable housing units



Housing First Supportive Services-RS 2022-1697-\$9M to Metro Homeless Impact Division for Housing First Supportive Services



Low Barrier Housing Collective and Competitive Grants-RS 2022-1699-\$7M to Homeless Impact Division for Low Barrier Housing Collective & Competitive Grants



Tracking the \$50 Million Investment in Homelessness

<https://www.nashville.gov/departments/office-homeless-services/data>

January Report Highlights

- An RFP Interest Questionnaire was issued to gauge interest, measure capacity, and ascertain the ability to provide case management, resource referral, and housing navigation for 80 to 120 residents of interim housing.
- On November 15th, 2024, an RFP was posted on the Continuum of Care website page and was distributed through the Continuum of Care ListServ.
- Questions from interested parties were gathered and the answers were shared through an Addendum that was posted on the Continuum of Care website page and through the Continuum of Care ListServ.
- The deadline for submissions was midnight on 12/6/2024
- 4 applications were received
- On 12/11/2024, a review panel reviewed and scored the applications
- Negotiation meetings with three of the four applicants were held on 12/19/2024 with follow up negotiation meetings held the weeks of 12/23/2024 and 12/30/2024
- 3 associated resolutions are before Council- RS2025-972, RS2025-973 and RS2025-974

The Cold Weather Shelter exemplifies compassion in action, providing warmth, safety, and dignity to those facing the harsh realities of winter. OHS is operating Nashville's 2024-2025 Cold Weather Overflow shelter and utilizing the local HMIS Database for operations. With 30 days of sheltering, noticeable trends include: 93% have disabling conditions, 44% are not connected to any service providers, 11 guests have moved into permanent housing. From 11/29/2024 to 1/21/2025, 6,453 people have been served, 1,375 unique individuals. Text Alerts: Text OHSALERT to 888-777 for updates on shelter openings. Hotline: Call (615) 862-6391.

OHS continues to increase the community's data collection by expanding the number of access points through outreach efforts, utilizing the HMIS data system as the primary database for Metro's Cold Weather Overflow Shelter, and continuing to work with the Nashville Rescue Mission on their data import into HMIS. This has both created a more complete picture of homelessness in Nashville and has also allowed us to capture data on individuals experiencing unsheltered homelessness for an average of five years or more. In December, 669 individuals were served by the Cold Weather Shelter and 1,666 were served by the Rescue Mission in HMIS. Refinement of the data sharing process continues.

\$9M Interim Gap Housing RS 2022-1698

UPDATE: January 2025

	Community Care Fellowship ARP Funding	Launch Pad*	Community Care Fellowship CARES Funding**	The Salvation Army
Number of Sites	4	1	2	1
Total Number Served	368	16	87	142
Total Number Exited	331	10	87	117
Average Length of Stay	106 Days	96 Days	61 Days	320 Days
Chronically Homeless	62.0%	37.5%	67.8%	87.3%
Veteran Status	4.1%	0.0%	3.4%	4.2%
At Least 1 Disabling Condition	80.4%	81.3%	88.5%	98.6%
2 or More Disabling Conditions	54.1%	25.0%	60.9%	79.6%
Has Income at Exit	46.8%	60.0%	39.1%	17.9%
Has Non-Cash Benefits at Exit	33.8%	20.0%	35.6%	65.0%
Has Health Insurance At Exit	57.1%	70.0%	47.1%	70.9%
Entries from Encampment Closures	9.0%	0.0%	0.0%	100.0%
Exits to Permanent Housing	47.4%	50.0%	34.5%	77.8%

*Launch Pad operates a youth specific Mobile Housing Navigation Center through a partnership with Community Care Fellowship. All funding for this program is distributed through Community Care Fellowship.

**Prior to receiving ARP funds, Community Care Fellowship received CARES (Coronavirus Aid, Relief, and Economic Security) funding to operate their shelter programs. A recent review of these programs showed that an error had been made in identifying the ending date of the CARES funding and the beginning of the ARP funding. As such, the number served under the ARP funding has been edited to reflect the correct number served.

All data as of 12/31/24



\$9M Interim Gap Housing RS 2022-1698

UPDATE: January 2025

	Community Care Fellowship	Launch Pad*	Community Care Fellowship CARES Funding	The Salvation Army
Gender				
Man	54.1%	56.3%	57.5%	59.9%
Woman	44.8%	37.5%	39.1%	39.4%
Transgender	0.5%	6.3%	2.3%	0.7%
Identity other than Man, Woman, or Transgender	0.6%	0.0%	1.1%	0.0%
Race and Ethnicity				
Black	34.5%	56.3%	13.8%	11.3%
White	57.9%	18.8%	81.6%	83.8%
American Indian/Native Alaskan/Indigenous	0.5%	0.0%	0.0%	0.7%
Hispanic/Latinx	0.5%	0.0%	0.0%	0.0%
Multi Racial/Ethnic	6.5%	12.5%	4.6%	4.2%
Client Declined to Answer	0.0%	12.5%	0.0%	0.0%
Age				
0-17	14.7%	0.0%	1.1%	0.0%
18-24	3.0%	100.0%	0.0%	1.4%
25-34	11.1%	0.0%	12.6%	28.9%
35-44	21.7%	0.0%	31.0%	35.9%
45-54	23.6%	0.0%	33.3%	27.5%
55-64	20.9%	0.0%	12.6%	5.6%
65+	4.9%	0.0%	9.2%	0.7%

*Launch Pad operates a youth specific Mobile Housing Navigation Center through a partnership with Community Care Fellowship. All funding for this program is distributed through Community Care Fellowship.

All data as of 12/31/24



Spending Update:

	Total Funds	Spending as of 12/31/24	Remaining Funds	Funding End Date
Community Care Fellowship ARP*	\$4,542,355.00	\$4,479,293.05	\$63,061.95	10/4/2024
Community Care Fellowship CARES	\$850,000.00	\$477,001.74	-	9/30/2022
The Salvation Army	\$4,457,645.00	\$4,433,475.41	\$24,169.59	10/31/2024
Total Funding**	\$9,000,000.00	\$8,912,768.46	\$87,231.54	



**Spending by Community Care Fellowship encompasses the combined spending for the Community Care Fellowship and Launch Pad Mobile Housing Navigation Centers.*

***Total Funding includes only ARP funding and not the previously awarded CARES funding.*

Totals based on all invoices received for expenses occurring through 12/31/24

Affordable Housing Gap Financing (AHGF) Program Updates:

- In total, the AHGF program awarded **\$16,617,591.67** to create **102 AHGF units** while providing needed gap financing to projects that will create **810 affordable units**.
- Unobligated funds (**\$7,551,528.75**) were remitted to the Barnes Housing Trust Fund for Permanent Supportive Housing (PSH) and deeply affordable housing projects as outlined in Council Resolution RS2022-1696 (amended by RS2024-240), effective April 1, 2024.

\$25M Gap Financing for Permanent Supportive Housing RS 2022-1696

DEVELOPER	UNITS FUNDED WITH AMERICAN RESCUE PLAN FUNDS	TOTAL AFFORDABLE HOUSING UNITS	UNITS COME ONLINE	AWARD AMOUNT	FUNDING ROUND
Urban Housing Solutions	17	165	Now Online	\$3,000,000 (repay)	First
The Clear Blue Company	10	238	Now Online	\$2,584,620 (repay)	First
Shelby House 1, LP	10	195	Now Online	\$2,100,000 (repay)	First
Woodbine Community Organization	24	36	Now Online	\$2,000,000 (forgivable)	First
Be A Helping Hand	2	4	Now Online	\$464,701.63 (forgivable)	First
Woodbine Community Organization	8	39	Now Online	\$1,506,000 (forgivable)	Second
Be A Helping Hand	2	2	Now Online	\$191,208.04 (forgivable)	Second
Shelby House 1, LP	4	195	Now Online	\$712,544.00 (repay)	Final
AGB Real Estate	25	131	Now Online	\$4,004,518.00 (repay)	Final
I Am Next	80	120	Now Online	\$7,551,528.25	Barnes
TOTAL	182	930	May 23 – Dec 25	\$16,617,591.67	
	38 units: 0-30% of AMI 64 units: Permanent Supportive Housing			*Per RS 2022-1696, the administration fee to MDHA is \$830,879.58 based on 5% of total awards.	

*Units in blue are currently open and online.



Barnes Housing Trust Fund

Overview

- Rental housing for 30% AMI or below for households experiencing homelessness, utilizing the Coordinated Entry Process (defined in the R14 Grant Policy). Projects may include either:
 - Permanent Supportive Housing (PSH) (defined in the R14 Grant Policy) with a Housing First approach (defined in R14 Grant Policy) or
 - Other Deeply Affordable Rental for 0-30% AMI
- Permanent Supportive Housing projects will receive bonus points.
- Barnes Funded units may be included in a mixed income development. The income restrictions and Coordinated Entry and Housing First requirements would only apply to Barnes Funded units.
- Must use funding to create net new units; cannot combine other Barnes Fund awards or AHGF awards with R14 funds in same units
- Funding is in the form of grants to nonprofit organizations.



Barnes Housing Trust Fund

R14 Award Recommendation

- **Award Recommendation:** Housing Trust Fund Commission approved the recommended award at its meeting on August 27.
 - **Awardee:** Omni Family Foundation DBA I Am Next
 - **Partner:** AGB Realty
 - **Amount:** \$7,551,528.25
 - **Purpose:** Conversion of motel located at 1210 Murfreesboro Pike
 - Total Units:** 120 mixed income (0-80% AMI)
 - Barnes Fund Units:** 80, comprised of 60 PSH units targeting emerging adults, with priority for youth aging out of foster care + 20 deeply affordable units (0-30% AMI)
 - **Timeline:** Units will be ready for occupancy when contract is executed
- **Metro Council Approval:** November 7

- Metro Council approved all agreements for the Housing First Supportive Services
 - **Colby's Army** \$143,629
 - Peer Support Services
 - **Mending Hearts** \$3,000,000
 - Housing Support Coordination
 - Vital Document Collection
 - Resource Referrals and Connections
 - Physical and Mental Health
 - Substance Use Recovery
 - Benefits and Assistance Programs
 - Employment Resources
 - Essential Items (food, clothing, household items, etc.)
 - **Park Center** \$900,000
 - SOAR Services
 - **Room In The Inn** \$275,000
 - Provide Nutritious Meals to those residing in Interim Housing Programs
 - **Step Up on Second** \$2,499,950
 - Housing Support
 - Vital Document Collection
 - Resource Referrals and Connections
 - Physical and Mental Health
 - Substance Use Recovery
 - Benefits and Assistance Programs
 - Essential Items (food, clothing, household items, etc.)
 - **United Neighborhood Health Services** \$1,961,514.92
 - Street Medicine
 - Medical Clinic Services on site at Interim Housing Program locations
 - Pharmacy Services

\$9M Housing First Supportive Services RS 2022-1697

UPDATE: January 2025

	Mending Hearts	Step Up on Second
Total Number of Individuals Served	99	176
Total Number of Households Served	91	114
Chronically Homeless	3.0%	54.5%
Veteran Status	4.0%	2.3%
At Least 1 Disabling Condition	97.0%	61.9%
2 or More Disabling Conditions	78.8%	34.1%
Services Provided		
Total Number of Services Provided	2535	4189
Total Clients Received Any Service	99	173
Basic Needs	22	216
Benefits Assistance	-	103
Case Management	1742	3528
Emergency Food Assistance	-	66
Financial Literacy Assistance	-	4
Life Skills Education	-	237
Local Bus Fare/Ticket	674	-
Local Transportation (Ride Share)	81	22
Mental Health Supportive Services	13	12
Substance Use Education and Prevention	3	1

	Mending Hearts	Step Up on Second
Gender		
Man	51.5%	44.9%
Woman	48.5%	51.7%
Nonbinary	0.0%	0.6%
Transgender	0.0%	2.3%
Identity other than Man, Woman, Transgender, or Non-Binary	0.0%	0.6%
Race and Ethnicity		
Black	28.3%	55.7%
White	70.7%	39.2%
American Indian/Native Alaskan/Indigenous	0.0%	0.6%
Hispanic/Latinx	0.0%	0.6%
Multi Racial/Ethnic	1.0%	2.8%
Client Declined to Answer	0.0%	1.1%
Age		
0-17	0.0%	27.3%
18-24	4.0%	7.4%
25-34	17.2%	12.5%
35-44	17.2%	16.5%
45-54	35.4%	14.8%
55-64	19.2%	15.3%
65+	7.1%	6.3%

*All data as of 12/31/24



UPDATE: January 2025

	Colby's Army	Park Center	Room In The Inn
Total Number of Individuals Served	23	254	142
Total Number of Households Served	20	246	117
Chronically Homeless	69.6%	35.4%	87.3%
Veteran Status	0.0%	5.1%	4.2%
At Least 1 Disabling Condition	100.0%	97.6%	98.6%
2 or More Disabling Conditions	87.0%	78.0%	79.6%
Services Provided			
Meals	-	-	37,731
Peer Support	23	-	-
SOAR Eligibility Screening	-	254	-
SOAR Application	-	0	-

	Colby's Army	Park Center	Room In The Inn
Gender			
Man	43.5%	58.3%	59.9%
Woman	52.2%	37.8%	39.4%
Nonbinary	0.0%	1.2%	0.0%
Transgender	4.3%	2.0%	0.7%
Identity other than Man, Woman, Transgender, or Non-Binary	0.0%	0.4%	0.0%
Client Declined to Answer	0.0%	0.4%	0.0%
Race and Ethnicity			
Black	4.3%	35.4%	11.3%
White	91.3%	54.3%	83.8%
American Indian/Native Alaskan/Indigenous	0.0%	0.8%	0.7%
Asian	0.0%	0.4%	0.0%
Hispanic/Latinx	0.0%	3.9%	0.0%
Multi Racial/Ethnic	4.3%	2.8%	4.2%
Client Declined to Answer	0.0%	1.2%	0.0%
Age			
0-17	0.0%	0.0%	0.0%
18-24	0.0%	8.7%	1.4%
25-34	21.7%	13.4%	28.9%
35-44	21.7%	24.4%	35.9%
45-54	43.5%	32.7%	27.5%
55-64	13.0%	19.3%	5.6%
65+	0.0%	1.6%	0.7%

*All data as of 12/31/24



\$9M Housing First Supportive Services RS 2022-1697

UPDATE: January 2025

Spending Update:

	Total Funds	Spending as of 12/31/24	Remaining Funds	Funding End Date
Colby's Army	\$143,629.00	\$39,872.02	\$103,756.98	5/31/2026
Mending Hearts	\$3,000,000.00	\$318,698.30	\$2,681,301.70	5/31/2026
Park Center ARP 2	\$900,000.00	\$348,381.06	\$551,618.94	5/31/2026
Room In The Inn	\$275,000.00	\$267,160.00	\$7,840.00	5/31/2026
Step Up on Second	\$2,499,050.00	\$570,388.95	\$1,928,661.05	5/31/2026
United Neighborhood Health Services	\$1,961,514.92	\$525,596.88	\$1,435,918.04	4/30/2026
Total Funding	\$8,779,193.92	\$2,070,097.21	\$6,709,096.71	

- Supportive Service Referrals are being processed
- Hosting Bi-Monthly meetings to maximize the collective impact
- Case conferencing referral process
- Sam Tsemberis and other national leaders will train the community



**Totals based on all invoices received for expenses occurring through 12/31/24*

\$7 M Low Barrier Housing Collective and Competitive Grants RS 2022-1699

UPDATE: January 2025

Housing Incentives:

- 301 Sign on Bonuses have been awarded
- 658 Households have been assisted with Furniture Funds
- 230 Households have been assisted with Security Deposits
- 38 Units have been allocated Minor Repair Funds
- 333 properties are participating in the collective.

Low Barrier Housing Collective (ARP 1 and 2 Funds Combined)*	Total Funds	Spending as of 12/31/24	Remaining Funds
Total Funding	\$3,500,000.00	\$2,012,434.37	\$1,487,565.63

Low Barrier Housing Collective Housing Incentives Head of Household Details	
Total Households (singles and families)	788
Veteran Status	9.6%
Gender	
Man	38.1%
Woman	59.9%
Transgender	0.6%
Non-Binary	0.3%
Different Identity	0.1%
Client Declined to Answer	1.0%
Race and Ethnicity	
Black	52.3%
White	37.8%
Asian/Asian American	0.4%
American Indian/Native Alaskan/Indigenous	0.8%
Hispanic/Latinx	3.4%
Native Hawaiian/Pacific Islander	0.1%
Multi Racial/Ethnic	4.3%
Client Declined to Answer	0.8%
Age	
0-17	0.0%
18-24	11.5%
25-34	21.1%
35-44	24.2%
45-54	20.6%
55-64	16.1%
65+	6.3%
Client Declined to Answer	0.1%

*All data as of 12/31/24



- Metro Council approved all agreements for the Competitive Grants Programs

- **Dismas House** \$205,763.00
 - Homelessness Prevention for those released from incarceration
 - Low Barrier Housing
 - Supportive Services and Resource Connections
 - Essential Items (food, clothing, transportation, etc.)
 - Physical Health, Mental Health, Substance Use Recovery
 - Life Skills
 - Legal Support
 - Employment Assistance
 - Peer Support
- **Mending Hearts** \$130,000.00
 - Community Education and Training
 - Engage those recently housed through classes designed to
 - Increase likelihood of retaining housing
 - Increase use of available supportive services
 - Decrease substance use
 - Increase self-sufficiency
 - Increase quality of physical and mental health and decrease need for emergency and crisis services

- **Park Center** \$432,000.00
 - Provide Permanent Supportive Housing (PSH) for chronically homeless individuals with mental health and substance use disorders
 - Partner with Empower Tennessee to provide additional PSH units for those with physical disabilities
 - PSH will include housing unit as well as intensive case management and wrap around services
- **The Contributor** \$762,566.00
 - Pilot program in partnership with Vanderbilt Medical Center and Park Center
 - Identify and engage those experiencing homelessness while they are in the hospital
 - Before discharge, connect to resources such as
 - Street medicine follow up care
 - Health insurance and SOAR
 - Housing Navigation
 - Critical Time Intervention (CTI) Case Management
 - Peer support
 - Reach out to additional hospitals to discuss initiating additional pilot programs

UPDATE: January 2025

	Dismas House	The Contributor	Park Center
Total Number of Individuals Served	52	80	17
Total Number Exited	22	26	0
Exits to Permanent Housing	40.9%	3.8%	0.0%
Chronically Homeless	0.0%	50.0%	41.2%
Veteran Status	7.7%	6.3%	11.8%
At Least 1 Disabling Condition	23.1%	93.8%	100.0%
2 or More Disabling Conditions	9.6%	73.8%	94.1%
Total Number of Services Provided	52	209	17
Total Clients Received Any Service	52	49	17
Basic Needs	-	1	-
Case Management	-	106	17
Health Care Referral	-	12	-
Housing Search Assistance	-	13	-
Local Transportation	-	19	-
Medication Connection Assistance	-	10	-
Mental Health Referral/Resources	-	7	-
Peer Support	-	41	-
Residential Program Bed	52	-	-

	Dismas House	The Contributor	Park Center
Gender			
Man	100.0%	62.5%	70.6%
Woman	0.0%	36.3%	29.4%
Nonbinary	0.0%	0.0%	0.0%
Transgender	0.0%	0.0%	0.0%
Client Declined to Answer	0.0%	1.3%	0.0%
Race and Ethnicity			
Black	32.7%	30.0%	41.2%
White	63.5%	63.8%	58.8%
American Indian/Native Alaskan/Indigenous	0.0%	1.3%	0.0%
Asian	0.0%	0.0%	0.0%
Hispanic/Latinx	1.9%	0.0%	0.0%
Multi Racial/Ethnic	1.9%	5.0%	0.0%
Client Declined to Answer	0.0%	0.0%	0.0%
Age			
0-17	0.0%	0.0%	0.0%
18-24	3.8%	1.3%	11.8%
25-34	19.2%	13.8%	5.9%
35-44	40.4%	17.5%	23.5%
45-54	23.1%	33.8%	35.3%
55-64	13.5%	23.8%	17.6%
65+	0.0%	10.0%	5.9%
Client Declined to Answer	0.0%	0.0%	0.0%

*All data as of 12/31/24



UPDATE: January 2025

Spending Update:

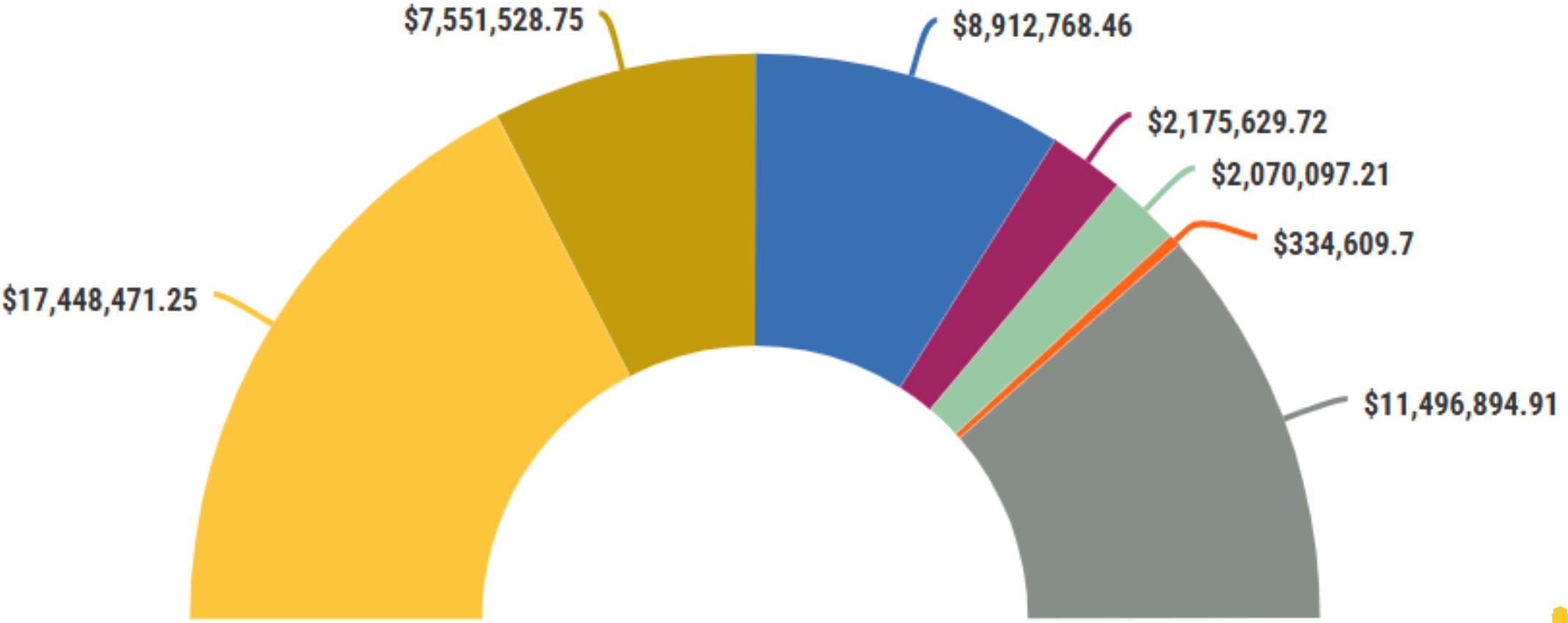
	Total Funds	Spending as of 12/31/24	Remaining Funds	Funding Obligation Date
Dismas House	\$205,763.00	\$94,104.51	\$111,658.49	12/31/2025
Mending Hearts	\$130,000.00	\$0	\$130,000.00	12/31/2025
Park Center	\$432,000.00	\$60,661.72	\$371,338.28	12/31/2025
The Contributor	\$762,566.00	\$189,843.47	\$572,722.53	4/30/2026
Total Funding	\$1,530,329.00	\$344,609.70	\$1,185,719.30	12/31/2024

Totals based on all invoices received for expenses occurring through 12/31/24



Total Spending Breakdown

UPDATE: January 2025



- Gap Financing for Permanent Supportive Housing
- Remitted to Barnes Housing Trust Fund
- Temporary Interim Gap Housing
- Low Barrier Housing Collective
- Housing First Supportive Services
- Competitive Grants
- Remaining Funds



Encampment Data

UPDATE: January 2025

	Brookmeade Camp	Caldwell Park	TA Truck Stop	Hermitage Camp	Total Admissions
Community Care Fellowship	9	9	15	0	33
Salvation Army	56	28	21	37	142
No Interim Gap Housing Placement	4	1	2	4	11
Total Individuals	69	38	38	41	186

Exit Destination of Former Camp Residents	Community Care Fellowship	Salvation Army	No Interim Gap Housing Placement
Still Enrolled In Program	0	23	0
Permanent Housing	11	95	5
Deceased	0	6	0
Returned to Homelessness	17	3	3
Incarceration	0	12	1
Hospital/Treatment Center	2	0	0
Hotel	2	0	0
Staying with Friends/Family (temporary)	1	1	2
Unknown	0	2	0



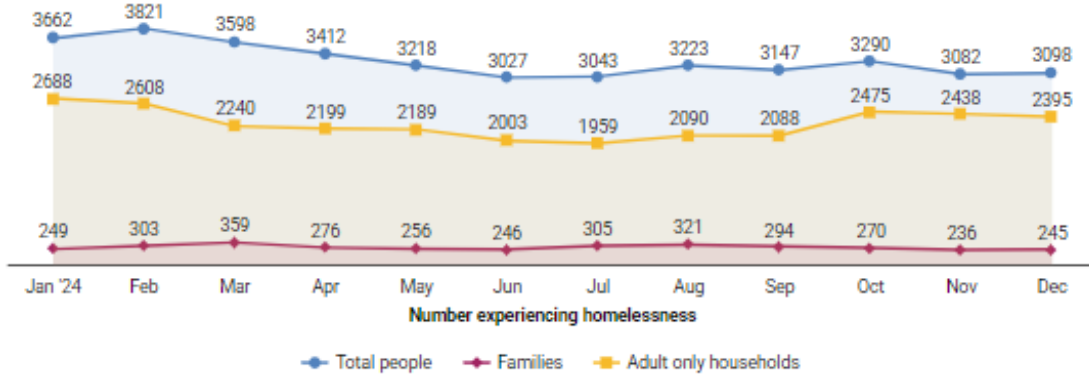
*All data as of 12/31/24

Nashville Community Homelessness & Housing Data, December 2024

Data Source: The Nashville-Davidson County Homeless Management Information System (HMIS). HMIS is a *shared community database* that collects data on households experiencing homelessness and programs intended to end homelessness. HMIS includes data from **46 participating service providers** in Nashville; including emergency shelters, transitional housing, street outreach, supportive services, and permanent housing programs. The Office of Homeless Services is the HMIS Lead Agency responsible for administering the HMIS and associated reporting.


The data below fluctuate month to month based on varying levels of community participation in HMIS and street outreach coverage. Any changes from month to month may or may not reflect true changes in homelessness.

3,098 people experienced homelessness in Nashville in **December 2024**. These 3,098 people were in **2,640 households**; **245 families** and **2,395 adult only households**. Over the past 12 months, **10,874 unique people** have experienced homelessness in Nashville.



Increased Data Collection: As of November 2024, HMIS includes data from the Metro Cold Weather Shelter and Nashville Rescue Mission for the first time. While our system and community adjusts to this improvement in data collection, the data from these programs will be separated from our regularly reported data. The numbers below reflect the number of people experiencing homelessness served by Metro Cold Weather Shelter and the Nashville Rescue Mission since the month of November 2024. These numbers cannot be added to the above **3,098** to create an unduplicated total. As we improve data quality and strengthen the connection between HMIS and the Nashville Rescue Mission, we expect to see these numbers increase.

In **December 2024**, **669 people** were served by the Metro Cold Weather Shelter. **1,666 people** were served by the Nashville Rescue Mission in HMIS.



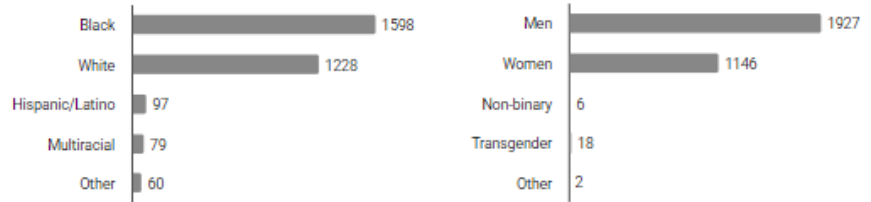
Nashville-Davidson County HMIS, 1.1.24-12.31.24. Prepared by the Office of Homeless Services.



Nashville Homelessness Data

Nashville Community Homelessness & Housing Data, December 2024

The numbers below reflect the month of **December**. The arrows represent increases or decreases since the month of **November**.

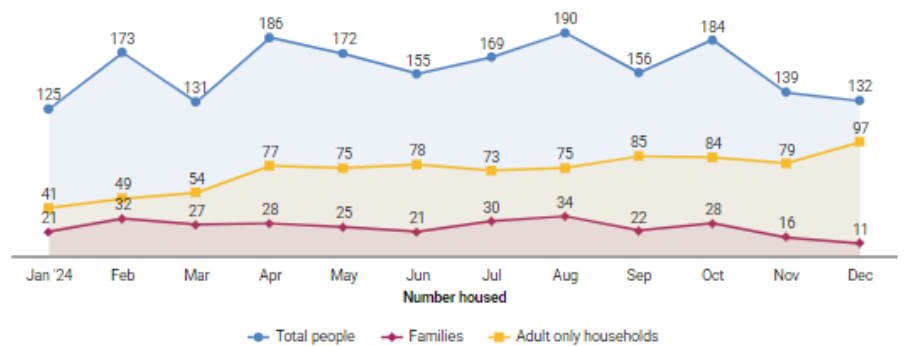


In **December**, **52%** of people experiencing homelessness were Black, **40%** were White, **3%** were Hispanic/Latino, **3%** were Multiracial, and **2%** were other.

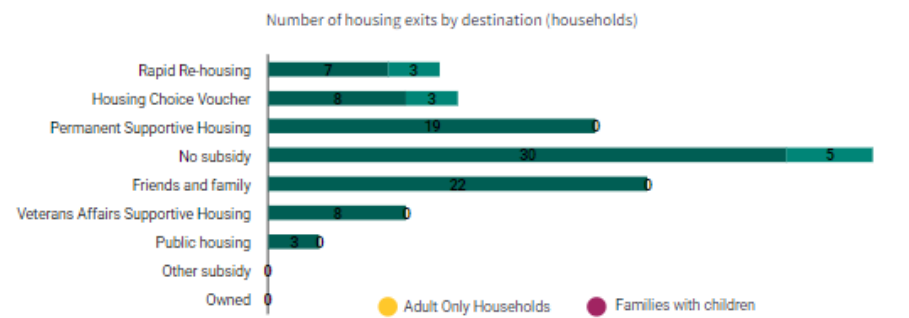
In **December**, **62%** of people experiencing homelessness were men, **37%** were women, **<1%** were non-binary, **1%** were transgender, and **<1%** were other.

Housing Data

132 people experiencing homelessness were housed in Nashville in **December 2024**. These 132 people were in **108 households**; **11 families** and **97 adult only households**. Over the past 12 months, **1,912 people** have been housed in Nashville.

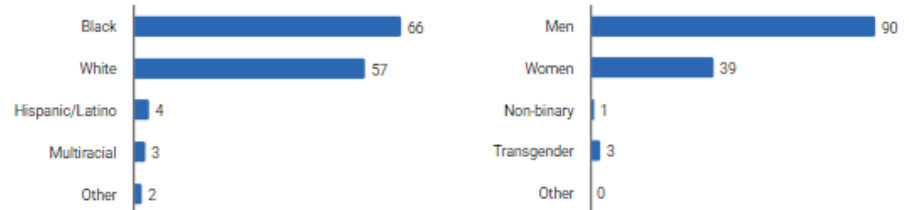


Nashville Community Homelessness & Housing Data, December 2024



35 households were housed with no subsidy in **December**, followed by **22 households** who were housed with friends and family, and **19 households** who were housed with Permanent Supportive Housing.

The top agencies who housed the most households in **December** were: **Oasis Center** (10), **Room In The Inn** (9), and **Operation Stand Down** (9).



Of the people who were permanently housed in **December**, **50%** were Black, **43%** were White, **3%** were Hispanic/Latino, **2%** were Multiracial, and **2%** were other.

Of the people who were permanently housed in **December**, **68%** were men, **30%** were women, **1%** were non-binary, **2%** were transgender, and **0%** were other.

