

ONLINE PAYMENT INSTRUCTIONS

Step 1: Navigate to ePermits

- Go to: <https://epermits.nashville.gov/#/>



- On the homepage, select:
 - Search for a: **PERMIT**
 - Search by: **PERMIT #**
- Enter your beer permit number (**XX-XXXXX**, include the dash).
- Click the search icon (magnifying glass).

A screenshot of the search interface on the Nashville ePermits website. The word "Search" is at the top left. Below it, there are two sections: "Search for a:" and "Search by:". Under "Search for a:", there are three buttons: "Permit" (highlighted in blue), "License", and "Complaint". Under "Search by:", there are three buttons: "Address", "Permit #" (highlighted in blue with a checkmark), and "Contractor". Below these is a search input field with the placeholder text "Enter Permit Number...". To the right of the input field is a magnifying glass icon (labeled 'c') and an "Advanced Search" button. A blue circle with the letter 'a' is positioned above the search options, with arrows pointing to the "Permit" and "Permit #" buttons. A blue circle with the letter 'b' is positioned to the left of the input field. A blue circle with the letter 'c' is positioned to the right of the magnifying glass icon.

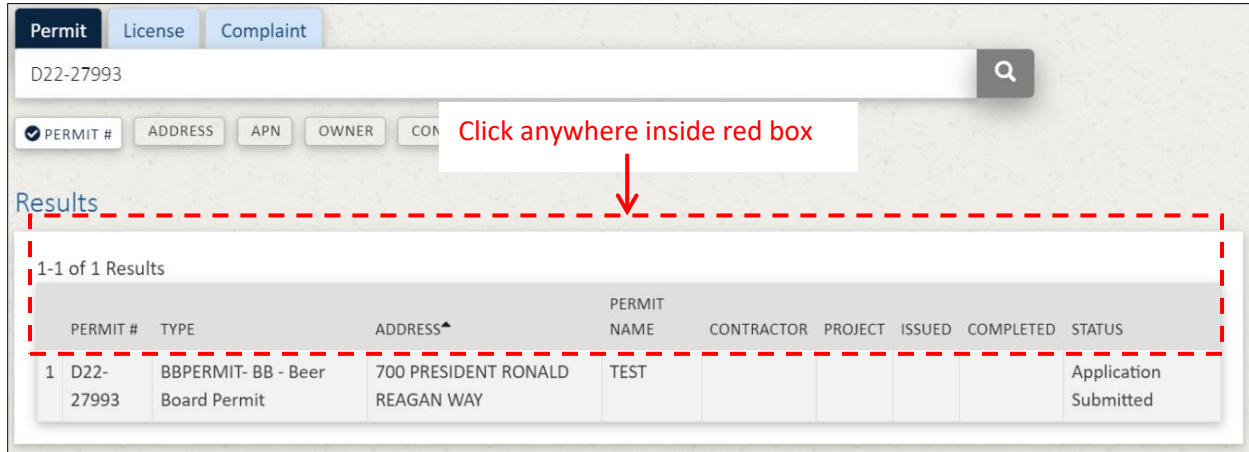
Step 2: CAPTCHA Verification

- Verify you are human by clicking the CAPTCHA box.

A screenshot of the CAPTCHA verification box. The word "Results" is at the top left. Below it is a dark grey box with a white square checkbox on the left, followed by the text "Verify you are human". To the right of this text is the Cloudflare logo and the text "CLOUDFLARE" with "Privacy" and "Terms" links below it. A blue arrow points to the checkbox.

Step 3: View Permit Details

- Verify information is correct, then click anywhere inside the red box.



Permit License Complaint

D22-27993

PERMIT # ADDRESS APN OWNER CON

Click anywhere inside red box

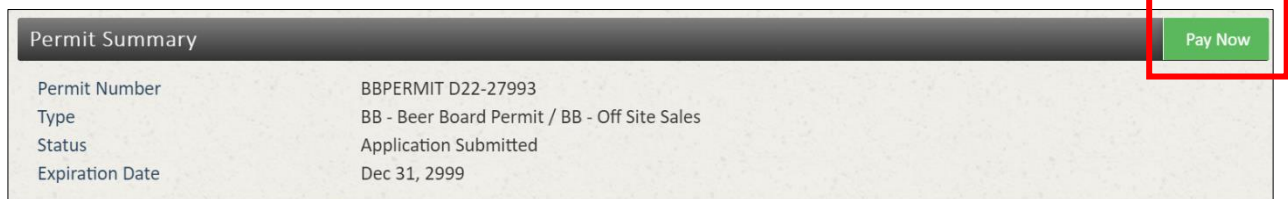
Results

1-1 of 1 Results

PERMIT #	TYPE	ADDRESS	PERMIT NAME	CONTRACTOR	PROJECT	ISSUED	COMPLETED	STATUS
1 D22-27993	BBPERMIT- BB - Beer Board Permit	700 PRESIDENT RONALD REAGAN WAY	TEST					Application Submitted

Step 4: Make a Payment

- Click the green “Pay Now” button (top right).



Permit Summary

Pay Now

Permit Number BBPERMIT D22-27993

Type BB - Beer Board Permit / BB - Off Site Sales

Status Application Submitted

Expiration Date Dec 31, 2999


- Follow the prompts to proceed to payment
- Enter Payment Information (* required field)
- Please enter the zip code that is currently on file with the bank that issued the card being used.
- Verify you are a human by clicking the box
- Click on the “Submit” button

×


Charge

2.3 % fee will be charged for using the portal.

First Name *	Last Name *	
<input style="width: 95%;" type="text"/>	<input style="width: 95%;" type="text"/>	
<hr/>		
Address	City	
<input style="width: 95%;" type="text"/>	<input style="width: 95%;" type="text"/>	
Country	State	Zip *
<input style="width: 95%;" type="text" value="United States of America"/>	<input style="width: 95%;" type="text" value="----Select----"/>	<input style="width: 95%;" type="text"/>
Email	Phone	
<input style="width: 95%;" type="text"/>	<input style="width: 95%;" type="text"/>	
<hr/>		
Custom 1	Custom 2	
<input style="width: 95%;" type="text"/>	<input style="width: 95%;" type="text"/>	
<hr/>		
Card Number *	Expiration *	CVV *
<input style="width: 95%;" type="text"/>	<input style="width: 95%;" type="text" value="MM/YY"/>	<input style="width: 95%;" type="text"/>
Transaction Amount	Fee	Total Amount
<input style="width: 95%;" type="text" value="8.33"/>	<input style="width: 95%;" type="text" value="0.19"/>	<input style="width: 95%;" type="text" value="8.52"/>
<hr/>		

I am human 
hCaptcha
Privacy - Terms

Submit



NOTE: Be advised, the online payment system is managed by a third party and we are not able to fix any errors that may occur. If an error does occur, contact the issuing agency to verify the correct information.