

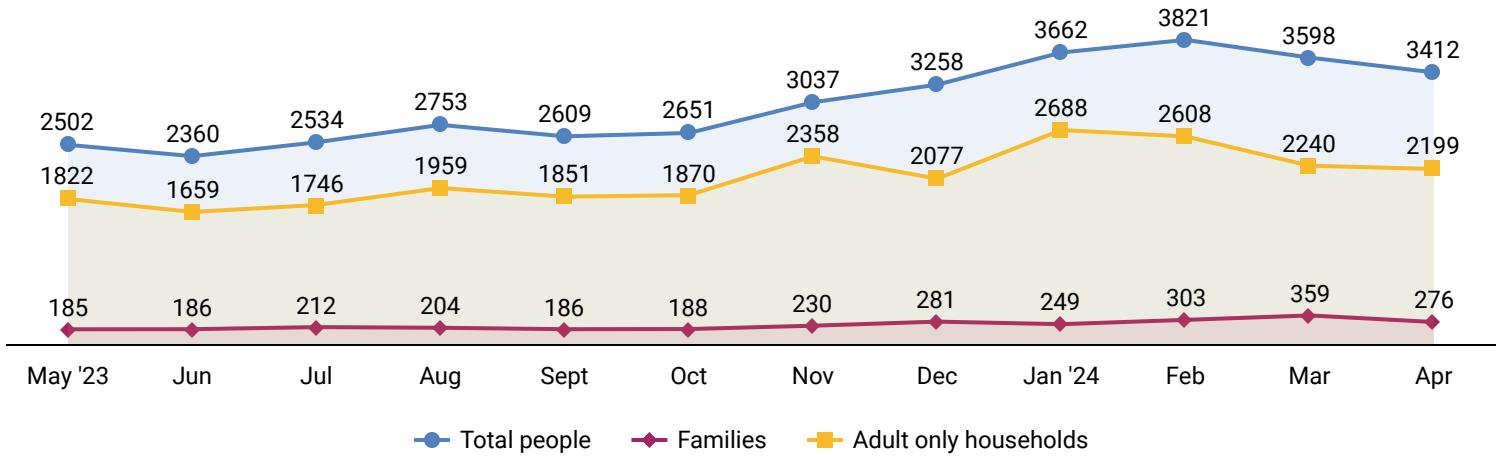
# Nashville Homelessness Data, April 2024

Source: De-duplicated Nashville-Davidson County HMIS data including permanent housing exits and move-in dates from Emergency Shelters, Transitional Housing, Street Outreach, Rapid Rehousing, and Permanent Housing.\*



\*This data does not include information from the Nashville Rescue Mission or the Domestic Violence Coordinated Entry process.

**3,412 people** experienced homelessness in Nashville in **April 2024**. These 3,412 people were in **2,475 households**; **276 families** and **2,199 adult only households**. Over the past 12 months, **8,642 unique people** have experienced homelessness in Nashville.



↑ **293 (9%)** are veterans

↑ **278 (8%)** are youth aged 18-24

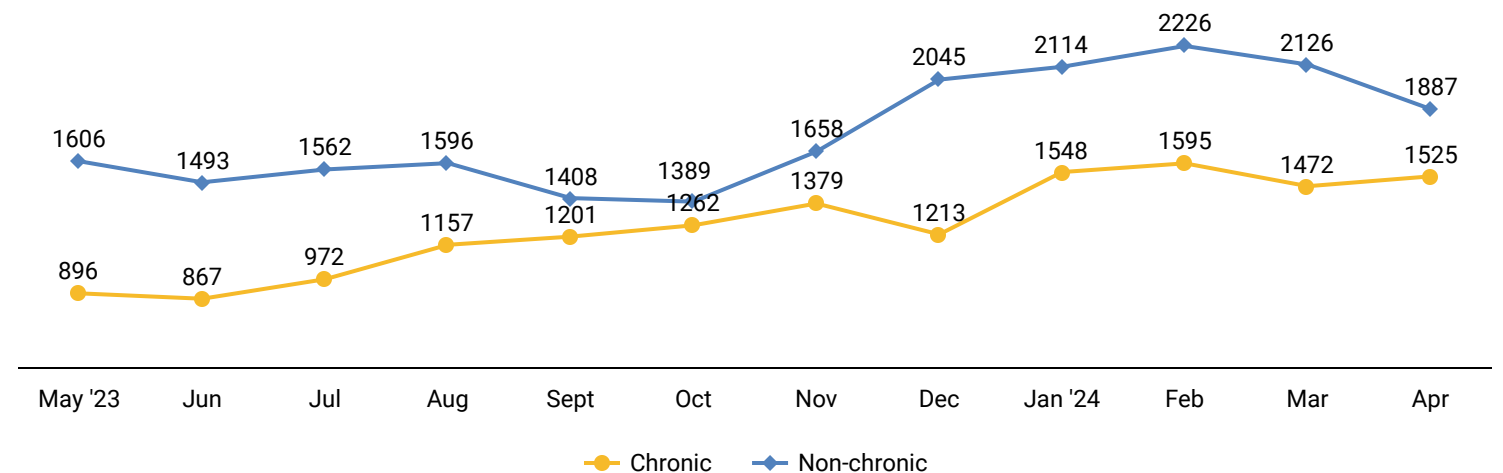
↑ **1,525 (45%)** are experiencing chronic homelessness

↓ **609 (18%)** were entered into HMIS this month (244 new, 365 returning)

↑ People who live outdoors have been experiencing homelessness for an average of **3 years and 11 months**

↑ People who live in shelter have been experiencing homelessness for an average of **3 years and 4 months**

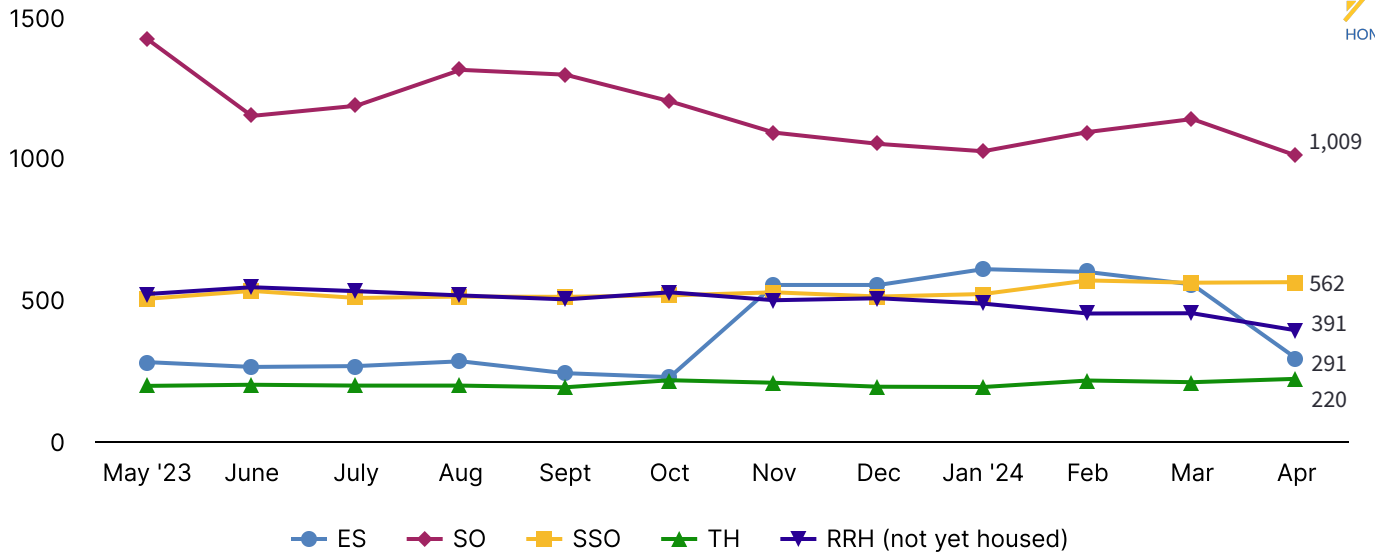
Number of people experiencing chronic homelessness over time



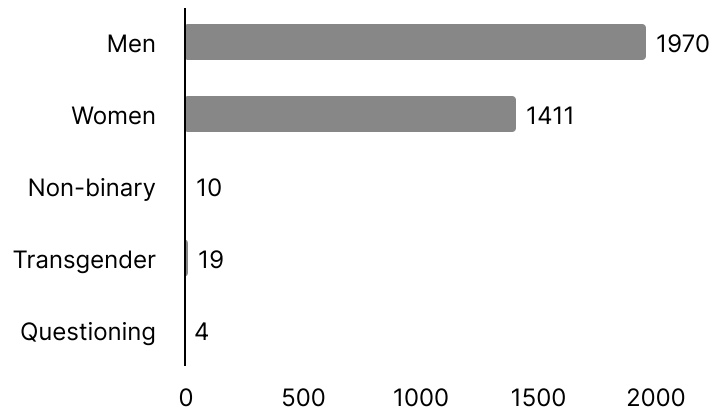
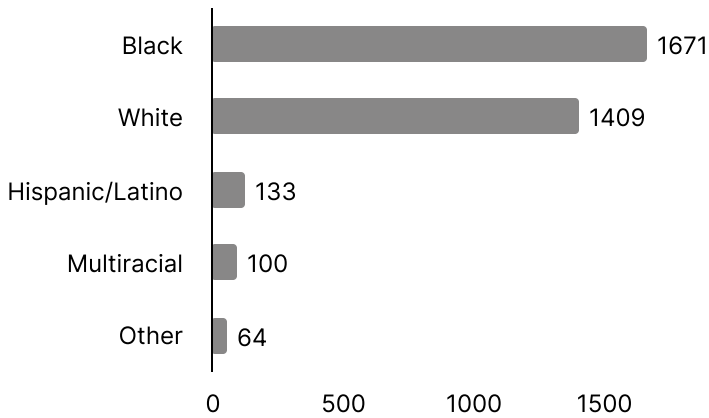
# Nashville Homelessness Data, April 2024



Number of people experiencing homelessness by program type, over time

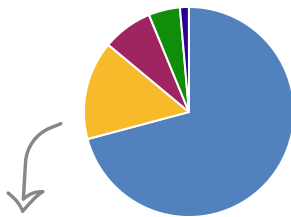


In April, **291** people experiencing homelessness were served in Emergency Shelters, **1,009** in Street Outreach, **220** in Transitional Housing, **562** in Supportive Services only, and **391** in Rapid Re-Housing who had not yet been housed.

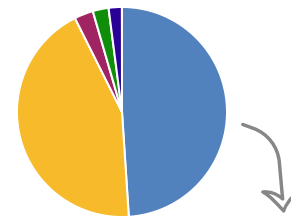


In **April**, **49%** of people experiencing homelessness were Black, **41%** were White, **4%** were Hispanic/Latino, **3%** were Multiracial, and **2%** were other.

In **April**, **58%** of people experiencing homelessness were men, **41%** were women, **<1%** were non-binary, **1%** were transgender, and **<1%** were other.



In family households, **70%** of people are Black and **15%** are White.

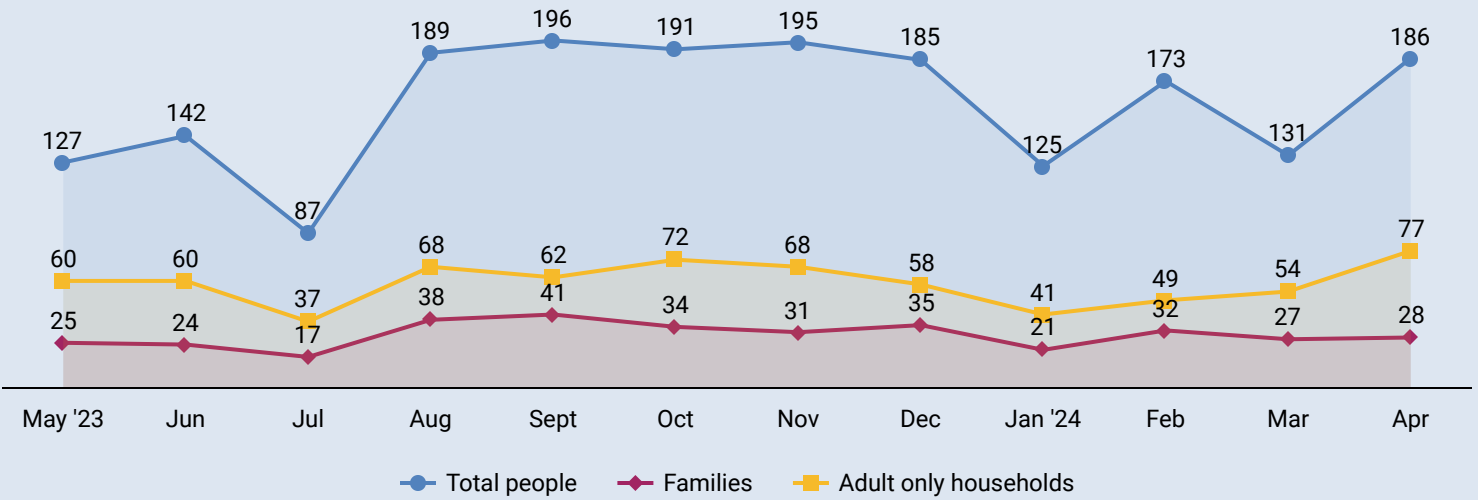


In adult only households, **43%** of people are Black and **49%** are White.

● Black ● White ● Hispanic/Latino ● Multiracial ● Other

# Nashville Housing Data, April 2024

**186 people** experiencing homelessness were housed in Nashville in **April 2024**. These 186 people were in **105 households**; **28 families** and **77 adult only households**. Over the past 12 months, **1,927 people** have been housed in Nashville.



Nashville housed 5% of the total people experiencing homelessness in April; 10% of the families and 4% of the adult only households.

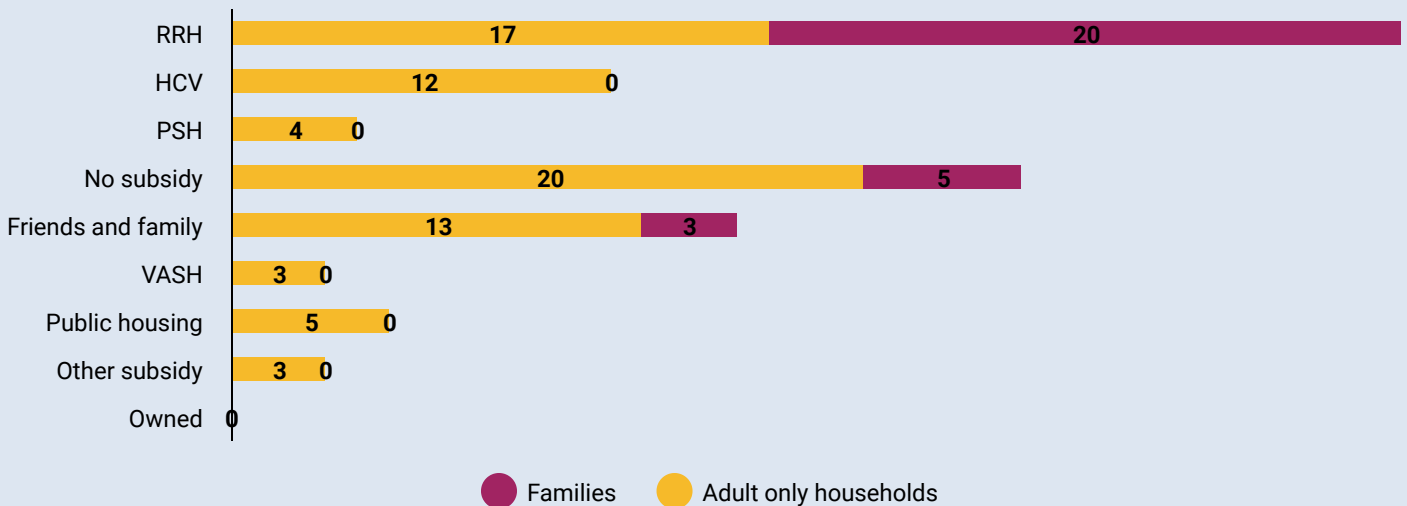
**26 (14%)** are veterans

**70 (38%)** were experiencing chronic homelessness

**22 (12%)** are youth aged 18-24

The average length of time from HMIS entry to permanent housing was **145 days**

Number of housing exits by destination (households)

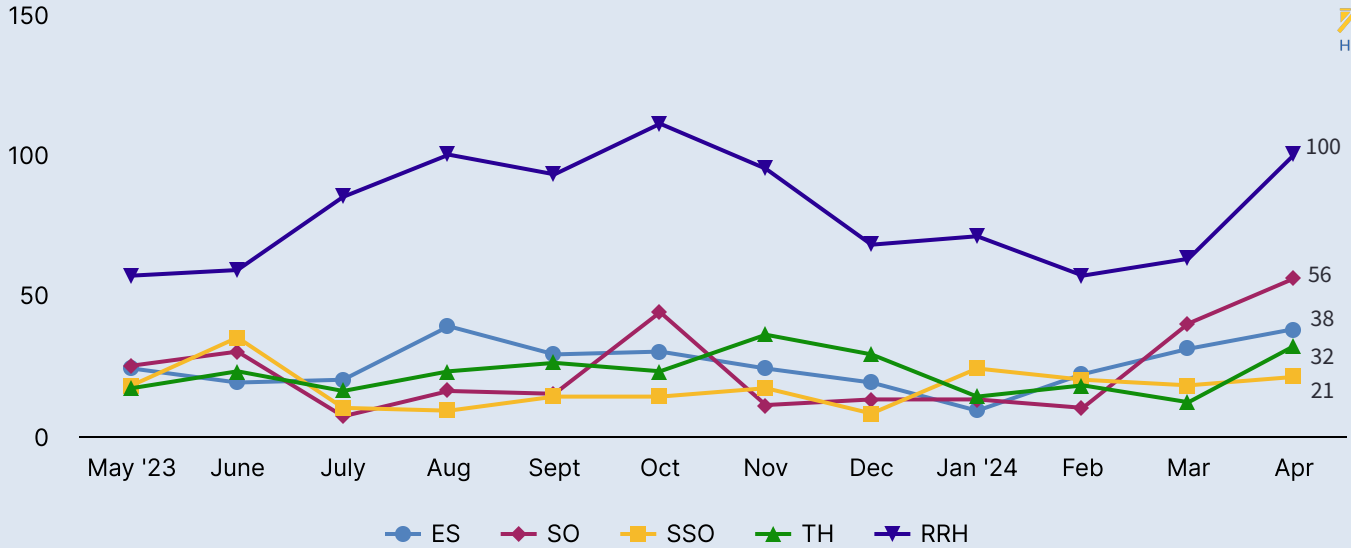


**37 households** were housed with rapid re-housing subsidies in **April**, followed by **25 households** who were housed with no subsidy, and **16 households** who were housed with friends and family.

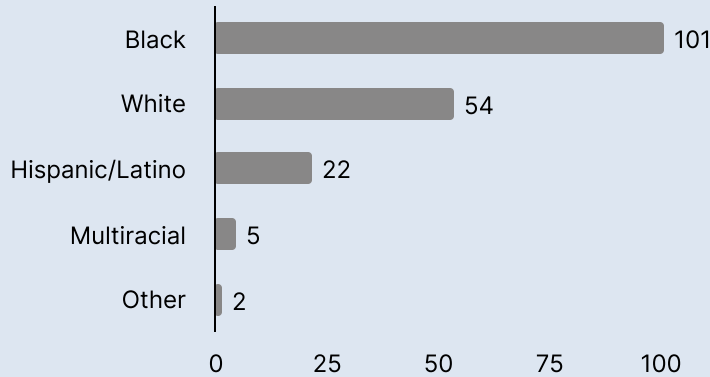
# Nashville Housing Data, April 2024



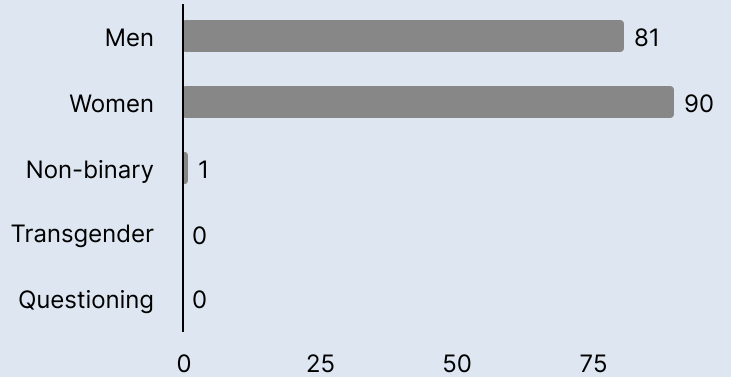
Number of people housed by program type, over time



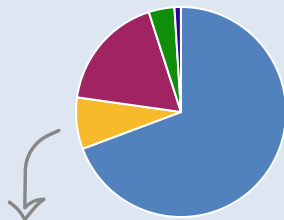
In **April**, **38** people experiencing homelessness were housed from Emergency Shelters, **56** from Street Outreach, **32** from Transitional Housing, **21** from Supportive Services Only, and **100** from Rapid Re-Housing.



In **April**, **54%** of people housed were Black, **29%** were White, **12%** were Hispanic/Latino, **3%** were Multiracial, and **1%** were other.

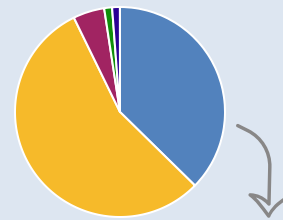


In **April**, **47%** of people housed were men, **52%** were women, **1%** were non-binary, **0%** were transgender, and **0%** were other.



In family households, **69%** of people housed were Black, **8%** were White, and **18%** were Hispanic/Latino.

● Black ● White ● Hispanic/Latino ● Multiracial ● Other



In adult only households, **37%** of people housed were Black and **55%** were White.

The top agencies who housed the most households in April were: **The Salvation Army (30)**, **Operation Stand Down (21)**, **Safe Haven Family Shelter (15)**, and **Oasis Center (12)**.